



RIVETING PRODUCTS

QUALITY • SERVICE • PERFORMANCE



CATALOGUE 2023

www.jrprivets.co.uk

Owlett-Jaton

WELCOME TO JRP

QUALITY • SERVICE • PERFORMANCE

JRP (Jaton Riveting Products) is an extensive range of premium quality blind rivets, rivet nuts and setting tools, that will meet the needs of the most demanding fastening requirements.

The range has been developed with our customer's needs at the forefront. Our commitment to stock ensures the most popular types and sizes are in stock, competitively priced, for next-day delivery throughout most of the UK mainland.

The dedicated riveting range from Owlett-Jaton, JRP offers a wide range of products for use within multiple industries. Underpinned by quality, reliability and technical support, the JRP range is produced from durable, high-quality materials, to meet the exacting needs of the application.

FREE NEXT-DAY DELIVERY, WITH LOW MINIMUM ORDER LEVELS, ACROSS THE MAJORITY OF THE UK MAINLAND.

NEW FOR 2023

Along with a range of Large Flange Head Rivets in RAL 9005 Black (page 28), we are pleased to launch a range of JRP retail bags.


Comprising the most popular rivet lines in smaller bagged quantities, the new range is ideal for in-store merchandising and small usage requirements. Find out more on page 77.



UNDERPINNED BY TECHNICAL SUPPORT

Providing leading technical support, we offer the technical knowledge needed to support the range and help customers to support end users.

- JRP's dedicated technical support are on hand to offer technical advice.
- Technical data is available for all products within the range.
- JRP's after-sales service provides tooling replacement support and verification of standards.



APPLICATIONS

The JRP range offers innovative solutions to engineers working in differing manufacturing environments including repairs and maintenance, site work and automated production lines. Our extensive range of products ensures that we are able to offer the best solution to an application in order to meet a broad range of customer requests.

JRP rivets and rivet nuts are suitable for use in a wide range of industries including automotive, electronics and construction. They can be used to fasten a wide selection of materials including thin metals and plastics, as well as multiples of materials.

PERFORMANCE

The complete JRP range has been designed to guarantee the highest standards to provide reliability and performance. The majority of the rivet range is manufactured to DIN 7337.

ISO 9001:2015 - All JRP products are sourced exclusively from ISO 9001 factories, and Owlett-Jaton itself is accredited to this standard.

ISO 14001:2015 - Owlett-Jaton is committed to operating in an environmentally sustainable manner and is the first wholesaler in the industry to be awarded this certification.

ISO TS 16949:2009 - JRP products can be supplied to meet ISO/TS 16949 by request.

Our sales offices are open Monday to Thursday 8.30 am to 5.30 pm and 8.30 am to 5.00 pm on Fridays.

Account-holders can order online - 24 hours a day, 7 days a week from www.owlett-jaton.com
Email - info@owlett-jaton.com

Owlett-Jaton

Owlett-Jaton is the UK and Ireland's leading wholesale supplier of fasteners, fixings, and associated products to the distributor and merchant trade. Offering in excess of 30,000 product lines, we are also the largest stockholder in the industry.

Operating from a purpose-built warehouse in Stone, Staffordshire, our comprehensive stock line-up is backed by large stocks and efficient operations.

Delivering continually high service levels, we have an enviable reputation for high-quality products and unrivalled customer service.

Owlett-Jaton is trading division of Hexstone Ltd.



CONTENTS







Recognising the JRP Range.....	6
--------------------------------	---

BLIND RIVETS

Blind Rivet Head Styles.....	8
Blind Rivet Types.....	9
The JRP Blind Rivet Range.....	10
Product Suitability Guide.....	11
Selecting The Right Blind Rivet.....	12
Technical Data.....	13

THE BLIND RIVETS PRODUCT RANGE








STANDARD RIVETS

Body: Aluminium Mandrel: Steel Zinc&Clr Tri3	
Dome Head Open Blind Rivet.....	14
Dome Head Open Blind Rivet RAL 9016 Brilliant White.....	18
Dome Head Open Blind Rivet RAL 9005 Black.....	21
Csk Head Open Blind Rivet.....	24
Large Flange Head Open Blind Rivet.....	26
NEW Large Flange Head Open Blind Rivet RAL 9005 Black.....	28
Body: Aluminium Mandrel: Aluminium	
Dome Head Open Blind Rivet.....	29
Body: Steel Zinc&Clr Tri3 Mandrel: Steel Zinc&Clr Tri3	
Dome Head Open Blind Rivet.....	30
Csk Head Open Blind Rivet.....	33
Large Flange Head Open Blind Rivet.....	34
Body: Copper 110 Mandrel: Steel Zinc&Clr Tri3	
Dome Head Open Blind Rivet.....	35
Body: A2 Stainless Steel Mandrel: A2 Stainless Steel	
Dome Head Open Blind Rivet.....	36
Csk Head Open Blind Rivet.....	38
Large Flange Head Open Blind Rivet.....	39
Body: A4 Stainless Steel Mandrel: A4 Stainless Steel	
Dome Head Open Blind Rivet.....	40

MULTIGRIP RIVETS

Body: Aluminium Mandrel: Steel Zinc&Clr Tri3	
Dome Head Multigrip Blind Rivet.....	41
Dome Head Multigrip Coloured Blind Rivet.....	42
Csk Head Multigrip Blind Rivet.....	46
Large Flange Head Multigrip Blind Rivet.....	47
Body: Aluminium Mandrel: A2 Stainless Steel	
Dome Head Multigrip Blind Rivet.....	48
Large Flange Head Multigrip Blind Rivet.....	49
Body: Steel Zinc&Clr Tri3 Mandrel: Steel Zinc&Clr Tri3	
Dome Head Multigrip Blind Rivet.....	50
Large Flange Head Multigrip Blind Rivet.....	51
Body: A2 Stainless Steel Mandrel: A2 Stainless Steel	
Dome Head Multigrip Blind Rivet.....	52







SEALED RIVETS

Body: Aluminium Mandrel: Steel Phosphated	
Dome Head Sealed Blind Rivet.....	53
Csk Head Sealed Blind Rivet.....	54
Body: Aluminium Mandrel: Aluminium	
Dome Head Sealed Blind Rivet.....	55
Body: Aluminium Mandrel: A2 Stainless Steel	
Dome Head Sealed Blind Rivet.....	56
Body: Steel Zinc&Clr Tri3 Mandrel: Steel Zinc&Clr Tri3	
Dome Head Sealed Blind Rivet.....	57
Body: Copper 110 Mandrel: Steel Phosphated	
Dome Head Sealed Blind Rivet.....	58
Body: A2 Stainless Steel Mandrel: Stainless Steel	
Dome Head Sealed Blind Rivet.....	59
Body: A4 Stainless Steel Mandrel: Duplex	
Dome Head Sealed Blind Rivet.....	60

SPECIALIST RIVETS

Body: Aluminium Mandrel: Steel Zinc&Clr Tri3	
Dome Head Grooved Blind Rivet.....	61
Dome Head Peel Blind Rivet.....	62
Body: Aluminium Mandrel: Aluminium	
Dome Head Load Spread Blind Rivet.....	63
Dome Head Load Spread/Wsh Blind Rivet.....	64
Large Flange Head Load Spread/Wsh Blind Rivet.....	65

STRUCTURAL RIVETS

Body: Aluminium Mandrel: Aluminium	
Dome Head JRP-LOCK Structural Blind Rivet.....	66
Csk Head JRP-LOCK Structural Blind Rivet.....	67
Dome Head JRP-Hem Structural Blind Rivet.....	68
Body: Steel Zinc&Clr Tri3 Mandrel: Steel Zinc&Clr Tri3	
Dome Head JRP-Lock Structural Blind Rivet.....	69
Csk Head JRP-Lock Structural Blind Rivet.....	70
Dome Head JRP-Bulb Structural Blind Rivet.....	71
Dome Head JRP-Hem Structural Blind Rivet.....	72
Body: A2 Stainless Steel Mandrel: A2 Stainless Steel	
Dome Head JRP-Lock Structural Blind Rivet.....	73
Csk Head JRP-Lock Structural Blind Rivet.....	74
Dome Head JRP-Bulb Structural Blind Rivet.....	75
Dome Head JRP-Hem Structural Blind Rivet.....	76
RETAIL BAGS - RIVETS NEW	
Body: Aluminium Mandrel: Steel Zinc&Clr Tri3	
Dome Head Open Blind Rivet.....	78
Large Flange Head Open Blind Rivet.....	79
Large Flange Head Open Blind Rivet RAL 9005 Black.....	80
Body: Steel Zinc&Clr Tri3 Mandrel: Steel Zinc&Clr Tri3	
Dome Head Open Blind Rivet.....	81
Dome Head JRP-Lock Structural Blind Rivet.....	82
Body: A2 Stainless Steel Mandrel: A2 Stainless Steel	
Dome Head Multigrip Blind Rivet.....	83
Dome Head JRP-Lock Structural Blind Rivet.....	84

BLIND RIVET NUTS

Blind Rivet Nut Head Styles.....	86
Blind Rivet Nut Types.....	87
The JRP Blind Rivet Nut Range.....	88
Product Suitability Guide.....	89
Selecting The Right Blind Rivet Nut.....	90
Technical Data.....	91

THE BLIND RIVET NUTS PRODUCT RANGE

Steel Zinc&Clr Tri8

Flat Head Round Knurled Body Blind Rivet Nut.....	92
Csk Head Round Knurled Body Blind Rivet Nut.....	93
Reduced Head Round Knurled Body Blind Rivet Nut (Metric).....	94
Reduced Head Round Knurled Body Blind Rivet Nut (Imperial).....	95
Flat Head Full Hexagon Body Blind Rivet Nut.....	96
Reduced Head Full Hexagon Body Blind Rivet Nut.....	97
Flat Head Part Hexagon Body Blind Rivet Nut.....	98
Reduced Head Part Hexagon Body Blind Rivet Nut.....	99
Flat Head Round Knurled Body Closed Blind Rivet Nut.....	100
Csk Head Round Knurled Body Closed Blind Rivet Nut.....	101

A2 Stainless Steel

Flat Head Round Knurled Body Blind Rivet Nut.....	102
Csk Head Round Knurled Body Blind Rivet Nut.....	103
Reduced Head Round Knurled Body Blind Rivet Nut.....	104
Flat Head Part Hexagon Body Blind Rivet Nut.....	105
Reduced Head Part Hexagon Body Blind Rivet Nut.....	106
Flat Head Round Knurled Body Closed Blind Rivet Nut.....	107
Csk Head Round Knurled Body Closed Blind Rivet Nut.....	108

A4 Stainless Steel

Flat Head Round Knurled Body Blind Rivet Nut.....	109
Csk Head Round Knurled Body Blind Rivet Nut.....	110
Reduced Head Round Knurled Body Blind Rivet Nut.....	111
Flat Head Part Hexagon Body Blind Rivet Nut.....	112
Reduced Head Part Hexagon Body Blind Rivet Nut.....	113

Aluminium

Flat Head Round Knurled Body Blind Rivet Nut.....	114
Csk Head Round Knurled Body Blind Rivet Nut.....	115
Reduced Head Round Knurled Body Blind Rivet Nut.....	116

HAND TOOLS

Blind Rivet Hand Tools.....	118
Blind Rivet Nut Hand Tools.....	119

BATTERY TOOLS

Battery Tools Introduction.....	122
Blind Rivet Battery Tools.....	123
Blind Rivet Nut Battery Tools.....	125

Blind Rivet Tool Capacity Guides.....	127
Blind Rivet Nut Capacity Guides.....	128
Notes.....	129
Appendix 1: Technical Data - Nuts.....	130
Terms and Conditions of Sale.....	131

All prices subject to change without notice. E&OE. Data subject to change without prior notification.

Grip range and test data to be used as a guide only. All test and performance data contained within this brochure reflects the ultimate strength determined, with a small group of samples over multiple tests. We recommend that you carry out tests to determine accurate performance levels.

WHAT IS A BLIND RIVET?

A blind rivet is a low-cost permanent fastening system designed to join two or more pieces of material together where only one side is accessible. The term 'blind rivets' comes from the fact that you are unable to see the other side. Materials can be the same or different.

A blind rivet consists of two parts: -

- The body (also referred to as the shank)
- The mandrel (sometimes called the nail or rivet stem)



The rivet mandrel is manufactured from wire in a similar process to nails. During manufacture, the rivet mandrel is crimped to produce the breakpoint, or more commonly referred to as where the rivet 'snaps' or 'pops'.

The materials for each part can be made of different materials to give a variety of combinations. The most popular combination used throughout the UK and Ireland is an aluminium body on a steel mandrel.

WHAT IS A BLIND RIVET NUT?

A blind rivet nut, also known as a rivet nut, nut-sert or riv-nut, is a one-piece internally threaded and counterbored tubular rivet, used to create highly durable threads particularly in thin materials where only one side is accessible. A blind rivet nut can create a strong thread in:

- Thin metal sheet/profiles where thread forming is not possible
- Thick metal sheet/profiles that are too hard for thread forming
- Composite or plastic materials where no thread forming is possible
- Box sections or enclosed applications where access is restricted
- On-site repairs to damaged or stripped threads

RECOGNISING THE JRP RANGE



The JRP branded packaging has been designed with functionality in mind.

In a retail environment, the eye-catching design will ensure customers easily identify the JRP branded range. The in-depth label information will assist customers to choose the right product for their requirements.

In a manufacturing environment, the detailed information ensures quick and accurate product selection, which in turn saves time when identifying appropriate products.

Descriptive labels, which wrap around three sides of the box, aid easy product picking for distributors.



 <p>DOMED HEAD SEALED BLIND RIVET</p> <p>Quantity: 1000</p> <p>Material: Aluminium (AlMg5)</p> <p>Size: 3.2 x 6.5</p> <p>Dimensions: Diameter 3.2mm, Body Length 6.5mm, Grip Range 0.5-2.0mm, Hole Size 3.3mm, Flange Diameter 6.0mm</p> <p>Barcode: 5 014196 637402</p>	 <p>FLAT HEAD ROUND KNURLED BODY CLOSED RIVET NUT</p> <p>Quantity: 250</p> <p>Material: A2 ST/ST (AISI304)</p> <p>Size: M8 x 24.0</p> <p>Dimensions: Thread Size M8, Body Length 24.0mm, Hole Size 11.0mm, Grip Range 3.5-5.5mm, Body Diameter 10.9mm, Flange Diameter 15.0mm, Flange Thickness 1.5mm</p> <p>Barcode: 5 014196 1051901</p>
<p>3.2 X 6.5 ALU/A2 DOME SEALED JRP RIVETS</p> <p>Made in China Batch: 201912000 S/N: 1521303</p>	<p>M8X24.0 (3.5-5.5) FH-KBC STST A2 RIV-NUT</p> <p>Made in China Batch: 190920019R6099 5971521380</p>



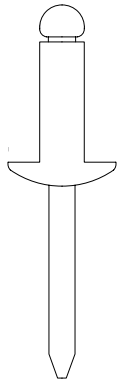
- Clear images • Colour coded material information
- Detailed line drawings • Key technical information
- Manufacturing / traceability information

QUALITY • SERVICE • PERFORMANCE



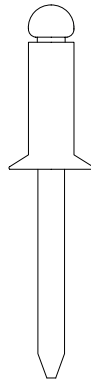
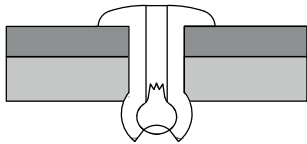
RIVETS

BLIND RIVET HEAD STYLES



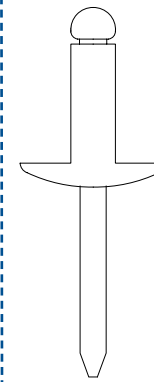
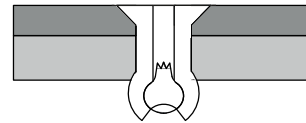
DOME HEAD

The dome head is the most common and multifunctional head style. By providing a large bearing surface they can retain most materials, except those which are very smooth or brittle. A dome head blind rivet can be used in a conventional way of fixing or for multiple materials.



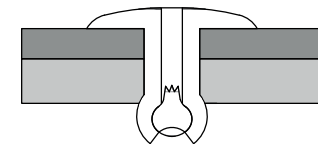
COUNTERSUNK HEAD

The countersunk head is used where a flush or non-interference fit is required. Due to the larger grip range available, it is suitable for riveting through a larger range of thicknesses.



LARGE FLANGE HEAD

The large flange head is extensively used where a greater surface area is required and offers excellent resistance. Providing double the coverage of the dome head, this head type offers the largest bearing surface available. Designed for applications when there may be dissimilar metals, where one is softer than the setting material, or some plastics. A large flange blind rivet can be used in a conventional way of fixing or for multiple materials.



MATERIALS INDEX



Aluminium



Steel



A2 Stainless Steel



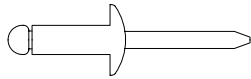
A4 Stainless Steel



Copper

BLIND RIVET TYPES

STANDARD



The most common and widely used rivet range, available in dome head, countersunk and large flange head types. Available in many materials, it is used in a multitude of industries such as aerospace, automotive, rail, HVAC, white goods, electronics, DIY and general engineering.



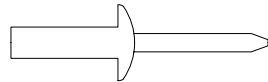
MULTIGRIP



Similar to a standard rivet, but with an even wider grip range - ideal to reduce inventory. Only four sizes cover a thickness range of 0.5mm to 24mm. Best suited for use with soft materials, plastics and thin sheet metal. Particularly useful in secondary or irregular holes. They are used for the same applications as standard rivets, as well as roofing, windows, cladding and construction.



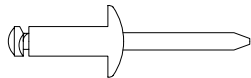
SEALED*



Sealed rivets provide 100% mandrel tension and eliminate any leakage of liquids or gases. This style of rivet is best suited where a moisture or pressure-tight seal is required. They are most commonly used in white goods, electrical enclosures, indoor and outdoor electronic signs, automotive, aerospace, rail and HVAC. **Incorrect hole preparation will result in failure of sealing properties.*



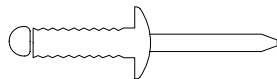
SPECIALIST 1. PEEL



Comparable to multigrip, the peel rivet spreads the load and fastening strength over a wide area, making them suitable for use in soft materials such as plastics, PVCu, and thin sheet metal. Again, they can be used in oversized holes with a wide grip range and can be set easily in confined spaces. They are predominantly used in the glazing industry, but can also be used in roofing, cladding and insulation.



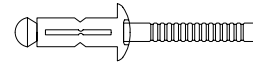
2. GROOVED



Ideally suited for fixing metal to wood, plastic, cement and brick. The grooved rivet body is designed to 'bite' into the material upon setting. They are most commonly used in flight cases, plastic cases and construction.



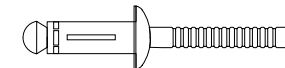
3. LOAD SPREAD



Similar to multigrip and peel rivets, load spread rivets are particularly suited to softer materials and thin sheet metals. They offer a wide grip range with excellent load spread setting and a mandrel locking system. They are used predominantly in modular buildings, portable wash facilities and plastic pallet and storage solutions.



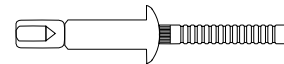
4. LOAD SPREAD WITH WASHER



Same as a load spread rivet, but with added sealing properties provided by an EPDM washer. These can be used on radial surfaces. Ideally suited for fall arrest systems, roofing and cladding.



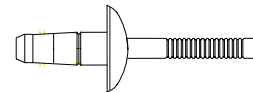
STRUCTURAL 1. JRP-LOCK



Specifically designed to meet applications where high shear and tensile strengths are required in the most demanding of applications. Structural rivets offer high clamping properties to assist with moisture and pressure type applications. Quick and easy to install, they offer fastening longevity. Structural rivets are used in a multitude of industries such as aerospace, rail, HVAC, white goods, electronics, commercial vehicles and general engineering.



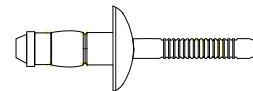
2. JRP-BULB



Specifically designed with a high shear and tensile strength. Provides a large blind side bearing area with a retained mandrel causing no damage, electrical problems or rattling due to loose stems. Ideal for use in thin sheet materials they compensate for irregular, oversized, slotted or misaligned holes and can stop movement due to their hole fill properties. Strong and vibration resistant joints even with elevated temperatures. Used in a multitude of industries such as automotive, aerospace, rail, HVAC, marine, food processing, electronics, medical equipment and street furniture.




3. JRP-HEM



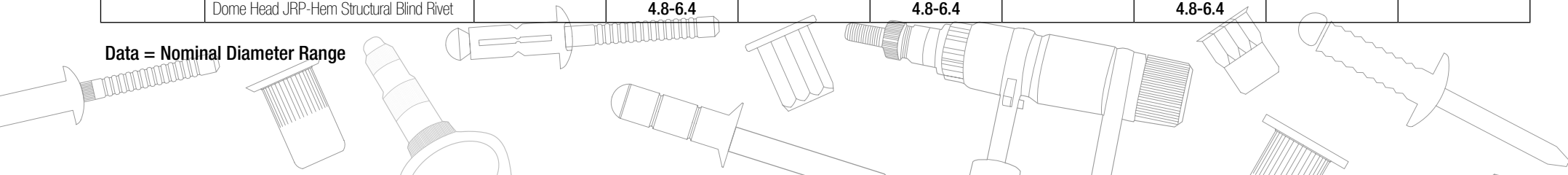
Specifically designed with an exceptionally high shear and tensile strength. Provides a large blind side bearing area with a mechanically locked mandrel. Ideal for use in thin sheet materials as well as metal/plastic assemblies, they compensate for irregular, oversized, slotted or misaligned holes and can stop movement due to their hole fill properties. Exceptionally strong and vibration resistant joints even with elevated temperatures. Used in a multitude of industries such as automotive, aerospace, rail, HVAC, marine, vibratory equipment, electronics, warehouse racking systems and ladders.



THE JRP BLIND RIVET RANGE

	Body	Aluminium	Aluminium	Aluminium	Steel	Copper	A2 Stainless Steel	A4 Stainless Steel	A4 Stainless Steel
	Mandrel	Steel	Aluminium	A2 Stainless Steel	Steel	Steel	A2 Stainless Steel	A4 Stainless Steel	Duplex
STANDARD	Dome Head Open Blind Rivet	2.4-6.4	3.2-4.8		3.0-6.4	3.2-4.8	3.2-6.4	3.2-4.8	
	Dome Head RAL 9016 Open Blind Rivet	2.4-4.8							
	Dome Head RAL 9005 Open Blind Rivet	2.4-4.8							
	Csk Head Open Blind Rivet	2.4-4.8			3.0-4.8		3.2-4.8		
	Large Flange Head Open Blind Rivet	3.2-4.8			4.8		3.2-4.8		
	Large Flange Head RAL 9005 Open Blind Rivet	3.2-4.8							
MULTIGRIP	Dome Head Multigrip Blind Rivet	3.0-4.8		3.2-4.8	3.2-4.8		3.2-6.4		
	Dome Head Coloured Multigrip Blind Rivet	4.8							
	Csk Head Multigrip Blind Rivet	3.2-4.8							
	Large Flange Head Multigrip Blind Rivet	3.2-4.8		4.8	4.8				
SEALED	Dome Head Sealed Blind Rivet	3.2-6.4	3.2-4.8	3.2-4.8	3.2-4.8	3.2-4.8	3.2-6.4		3.2-4.8
	Csk Head Sealed Blind Rivet	3.2-4.8							
SPECIALIST	Dome Head Grooved Blind Rivet	3.2-4.8							
	Dome Head Peel Blind Rivet	3.2-4.8							
	Dome Head Load Spread Blind Rivet		4.0-4.8						
	Dome Head Load Spread/Wsh Blind Rivet		5.2-7.8						
	Flange Head Load Spread/Wsh Blind Rivet		7.8						
STRUCTURAL	Dome Head JRP-LOCK Structural Blind Rivet		4.8-6.4		4.8-9.8		4.8-6.4		
	Csk Head JRP-LOCK Structural Blind Rivet		4.8-6.4		4.8-6.4		4.8-6.4		
	Dome Head JRP-Bulb Structural Blind Rivet				3.2-4.8		3.2-4.8		
	Dome Head JRP-Hem Structural Blind Rivet		4.8-6.4		4.8-6.4		4.8-6.4		

Data = Nominal Diameter Range



PRODUCT SUITABILITY GUIDE

RIVET TYPE	Aerospace	Automotive	Rail	HVAC	White Goods	Electrical Enclosures	Electronic Signs	Electronics	General Engineering	DIY	Glazing	Roofing	Windows	Cladding	Secondary or Irregular Holes	Insulation	Construction	Flight Cases	Modular Buildings	Storage Solutions	Fall Arrest Systems	Commercial Vehicles	Marine	Medical Equipment
Standard*																								
Sealed																								
Multigrip*																								
Peel																								
Grooved																								
Load Spread																								
Load Spread with Washer																								
JRP-Lock																								
JRP-Bulb																								
JRP-Hem																								

* Any RAL or BS specification colours not listed are available to order subject to MOQ's.

 = Ideal for this application



SELECTING THE RIGHT BLIND RIVET

A user must take into account a number of considerations when choosing the right rivet to use. We have put together some guidance to help you as a supplier, advise your customers how to select the right fastener for their application.

MATERIAL CHOICE

Both the rivet and the materials to be fastened will affect the ultimate joint strength. The rivet body material selection would generally be the same as the material(s) being assembled, i.e. an aluminium body into an aluminium section. A marked dissimilarity of materials may cause joint failure due either to material fatigue or galvanic corrosion. Stainless steel rivets offer best anti-corrosion performance.

RIVET HEAD STYLE

The low-profile dome head rivet is appropriate for most applications. However, when soft or brittle materials are fastened to a rigid backing member, the large flange head rivet should be considered, to spread the load over a greater surface area. Where a flush surface is required, the countersunk head rivet style should be selected.

HOLE SIZE

Hole size can be important in blind riveting. Too small a hole will, of course, make rivet insertion difficult and conversely too big a hole will cause a rivet to fail. Best practice is to accurately follow the hole size recommendations provided in the technical data.

JOINT THICKNESS (GRIP RANGE)

Firstly, measure the total thickness of the materials to be joined. This will determine the required "grip" of the rivet. Refer to the "Grip Range" column in the technical data, and select a rivet with a grip range that includes the thickness required. Please note that insufficient rivet length will not allow the proper formation of the secondary head at the back of the work and could result in rivet failure.

RIVET JOINT STRENGTH

The single-joint tensile and shear values vary from application to application. The functions of total joint strength, fastener spacing, rivet body material and rivet diameter are all factors that result in the final shear and tensile strengths required. Structural rivets offer the ultimate in shear and tensile strengths. Refer to the technical data supplied for typical strength values.

The above information should be used in conjunction with the technical data found on pages 14 to 76 for the individual ranges of JRP rivets.

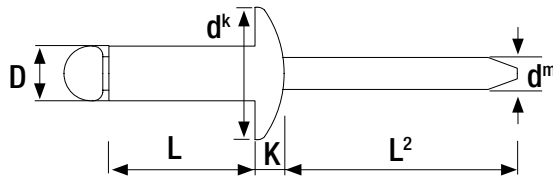


TECHNICAL DATA

HOW TO MEASURE A BLIND RIVET

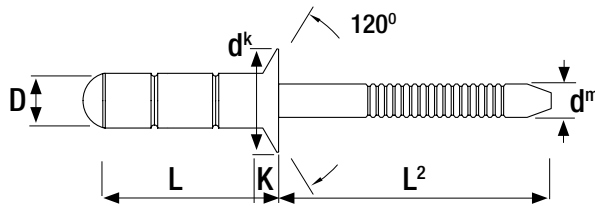
DOME HEAD AND LARGE FLANGE HEAD - the rivet body length (L) is always measured from under the head to the end of the body.

D = body diameter
L = body length
 d^k = rivet head diameter
K = rivet head thickness
 d^m = mandrel diameter
 L^2 = minimum mandrel length

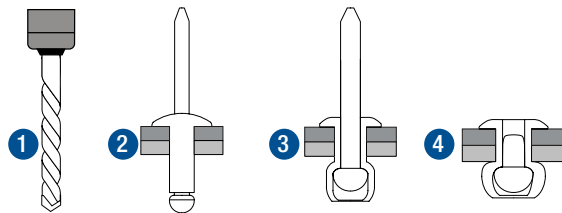


COUNTERSUNK HEAD - the rivet body length (L) is always measured from the top of the head to the end of the body.

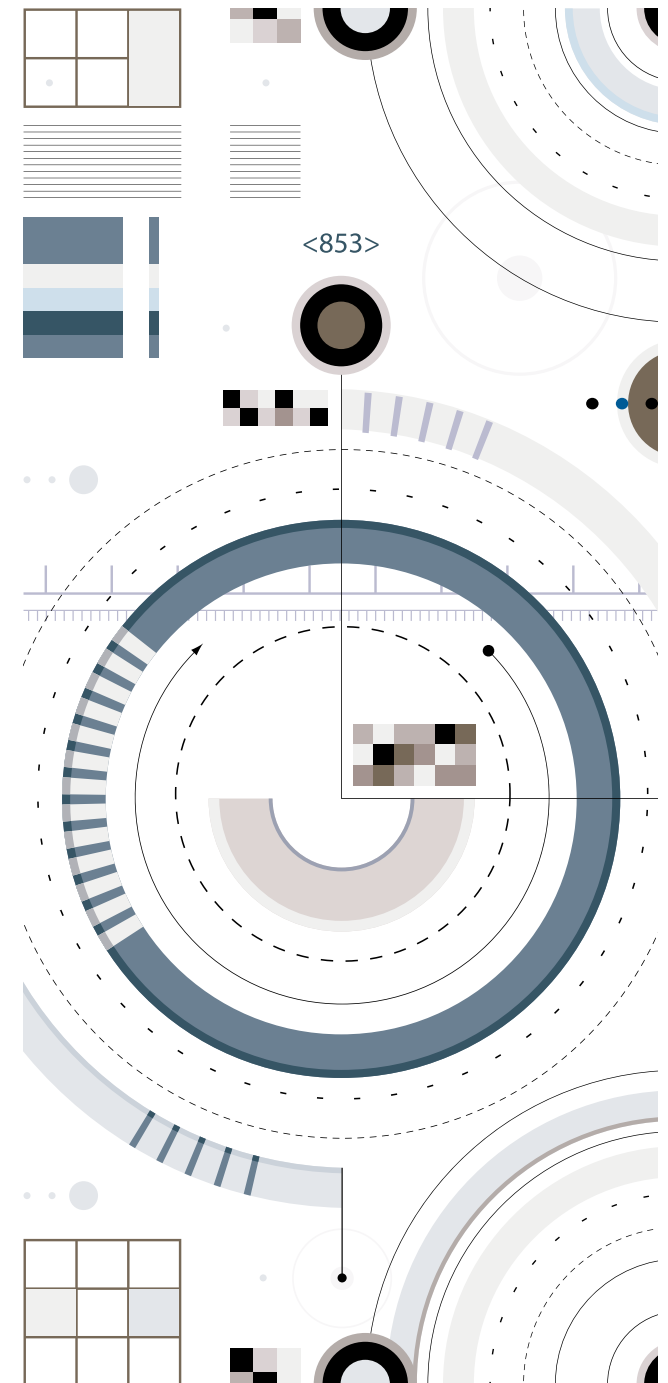
D = body diameter
L = body length
 d^k = rivet head diameter
K = rivet head thickness
 d^m = mandrel diameter
 L^2 = minimum mandrel length



HOW TO INSTALL A BLIND RIVET



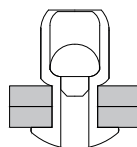
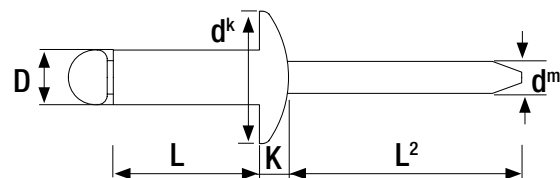
- 1 Firstly drill the hole.
- 2 To set a rivet, the rivet is placed into the setting tool and then into a pre-drilled hole. It is fixed by the jaws within the tool pulling the mandrel head into the rivet body, expanding the body and causing it to flare against the reverse (blind) side of the application.
- 3 As the head of the mandrel reaches the face of the blind side material, the mandrel will snap at the break point of the mandrel when it has reached its predetermined breaking force.
- 4 A tight joint is formed as the rivet body remains, gripping the material and encapsulating the head of the mandrel within.



DOME HEAD OPEN BLIND RIVET

● **BODY:** Aluminium (AlMg2.5)

● **MANDREL:** Steel Zinc&Clr Tri3



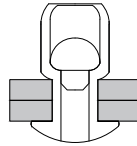
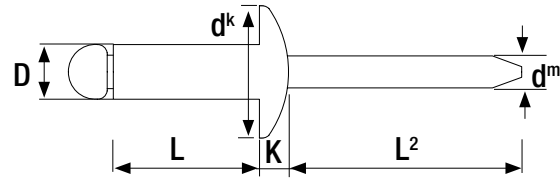
Nominal Diameter mm (D)	Article Number	Body Length mm (L)	Grip Range Min mm	Grip Range Max mm	Hole Size mm	Flange Diameter mm (d ^k)	Flange Thickness mm (K)	Nom. Mandrel Diameter mm (d ^m)	Min Mandrel Length mm (L ²)	Shear Strength N	Tensile Strength N	Box Quantity	Price £ Per 1000
2.4	OJASD2404	4.0	0.5	2.0	2.5	5.0	0.7	1.45	26.0	315	355	1000	£13.78
	OJASD2406	6.0	1.5	3.5								1000	£13.96
	OJASD2408	8.0	3.5	5.5								1000	£14.26
	OJASD2410	10.0	5.5	7.5								1000	£14.91
	OJASD2412	12.0	7.5	9.5								1000	£16.09
3.0	OJASD3004	4.0	0.5	1.5	3.1	6.5	0.8	1.75	26.0	620	810	1000	£11.91
	OJASD3006	6.0	1.5	3.5								1000	£12.10
	OJASD3008	8.0	3.5	5.5								1000	£12.79
	OJASD3010	10.0	5.5	7.0								1000	£13.26
	OJASD3012	12.0	7.0	9.0								1000	£14.09
	OJASD3014	14.0	9.0	11.0								1000	£15.49
	OJASD3016	16.0	11.0	12.5								800	£16.13
	OJASD3018	18.0	13.0	14.5								800	£17.84
	OJASD3020	20.0	14.5	16.5								500	£19.53
3.2	OJASD3204	4.0	0.5	1.5	3.3	6.5	0.8	1.75	26.0	760	980	1000	£11.97
	OJASD3206	6.0	1.5	3.0								1000	£12.29
	OJASD3208	8.0	3.0	5.0								1000	£12.57
	OJASD3210	10.0	5.0	7.0								1000	£12.47
	OJASD3212	12.0	7.0	9.0								750	£16.66
	OJASD3214	14.0	9.0	11.0								1000	£15.61
	OJASD3216	16.0	11.0	12.5								800	£19.29
	OJASD3218	18.0	12.5	14.5								700	£18.25
	OJASD3220	20.0	14.5	16.5								500	£19.42
	OJASD3225	25.0	17.0	21.0								500	£23.65

Also available in retail bags. See page 78.



DOME HEAD OPEN BLIND RIVET

- **BODY:** Aluminium (AlMg3.5)
- **MANDREL:** Steel Zinc&Clr Tri3



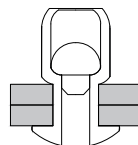
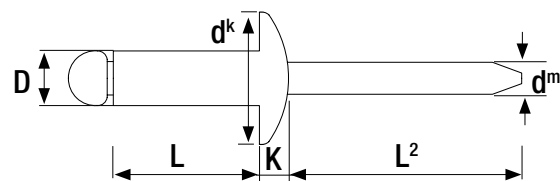
Nominal Diameter mm (D)	Article Number	Body Length mm (L)	Grip Range Min mm	Grip Range Max mm	Hole Size mm	Flange Diameter mm (d ^k)	Flange Thickness mm (K)	Nom. Mandrel Diameter mm (d ^m)	Min Mandrel Length mm (L ²)	Shear Strength N	Tensile Strength N	Box Quantity	Price £ Per 1000
4.0	OJASD4006	6.0	1.0	2.0	4.1	8.0	1.0	2.10	27.0	1200	1600	1000	£16.87
	OJASD4008	8.0	2.0	4.0								750	£16.59
	OJASD4010	10.0	4.0	6.0								500	£17.84
	OJASD4012	12.0	6.0	8.0								500	£19.39
	OJASD4014	14.0	8.0	10.0								500	£22.92
	OJASD4016	16.0	10.0	12.0								500	£23.27
	OJASD4018	18.0	12.0	14.0								500	£24.29
	OJASD4020	20.0	14.0	15.5								500	£25.76
	OJASD4025	25.0	18.0	20.0								350	£39.08
	OJASD4030	30.0	21.5	26.0								250	£51.05
4.8	OJASD4806	6.0	1.0	2.0	4.9	9.5	1.1	2.70	28.0	1700	2250	500	£24.98
	OJASD4808	8.0	2.0	3.5								500	£24.47
	OJASD4810	10.0	3.5	5.5								500	£24.93
	OJASD4812	12.0	5.5	7.5								500	£26.64
	OJASD4814	14.0	7.5	9.5								500	£31.67
	OJASD4816	16.0	9.0	11.0								500	£34.13
	OJASD4818	18.0	11.0	13.0								250	£36.87
	OJASD4820	20.0	13.0	15.0								250	£37.44
	OJASD4822	22.0	15.0	17.0								250	£41.80



Grip range and test data are guide figures only

DOME HEAD OPEN BLIND RIVET

- **BODY:** Aluminium (AMg3.5)
- **MANDREL:** Steel Zinc&Clr Tri3

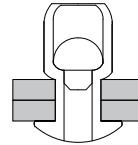
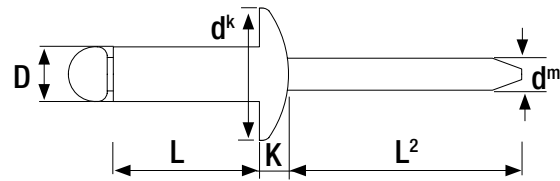


Nominal Diameter mm (D)	Article Number	Body Length mm (L)	Grip Range Min mm	Grip Range Max mm	Hole Size mm	Flange Diameter mm (d ^k)	Flange Thickness mm (K)	Nom. Mandrel Diameter mm (d ^m)	Min Mandrel Length mm (L ²)	Shear Strength N	Tensile Strength N	Box Quantity	Price £ Per 1000
4.8	OJASD4825	25.0	17.0	20.0	4.9	9.5	1.1	2.70	28.0	1700	2250	250	£46.82
	OJASD4828	28.0	20.0	23.0								200	£51.57
	OJASD4830	30.0	23.0	24.5								200	£55.06
	OJASD4835	35.0	24.5	29.0								150	£58.84
	OJASD4840	40.0	30.0	35.0								150	£85.73
	OJASD4845	45.0	35.0	40.0								TBC	POA
	OJASD4850	50.0	40.0	45.0								TBC	POA
	OJASD4860	60.0	50.0	55.0								TBC	POA
5.0	OJASD5006	6.0	1.0	2.0	5.1	9.5	1.1	2.70	28.0	2000	2800	500	£26.31
	OJASD5008	8.0	2.0	3.5								500	£25.22
	OJASD5010	10.0	3.5	5.5								500	£25.73
	OJASD5012	12.0	5.5	7.5								500	£27.45
	OJASD5014	14.0	7.5	9.5								500	£32.42
	OJASD5016	16.0	9.0	11.0								250	£35.06
	OJASD5018	18.0	11.0	13.0								250	£37.56
	OJASD5020	20.0	13.0	15.0								250	£38.19
	OJASD5025	25.0	15.0	20.0								250	£47.75
	OJASD5030	30.0	23.0	24.5								250	£56.20
	OJASD5035	35.0	24.5	29.0								150	£56.32
	OJASD5040	40.0	30.0	35.0								150	£89.89
	OJASD5045	45.0	35.0	40.0								TBC	POA
	OJASD5050	50.0	40.0	45.0								TBC	POA



DOME HEAD OPEN BLIND RIVET

- **BODY:** Aluminium (AlMg3.5)
- **MANDREL:** Steel Zinc&Clr Tri3



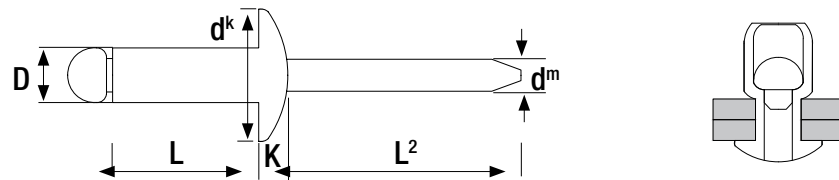
Nominal Diameter mm (D)	Article Number	Body Length mm (L)	Grip Range Min mm	Grip Range Max mm	Hole Size mm	Flange Diameter mm (d ^k)	Flange Thickness mm (K)	Nom. Mandrel Diameter mm (d ^m)	Min Mandrel Length mm (L ²)	Shear Strength N	Tensile Strength N	Box Quantity	Price £ Per 1000
6.0	OJASD6008	8.0	1.0	3.0	6.1	12.0	1.5	3.60	30.0	3000	3800	250	£57.23
	OJASD6010	10.0	3.0	4.5								250	£63.31
	OJASD6012	12.0	4.5	6.0								250	£64.31
	OJASD6014	14.0	6.0	8.5								250	£70.47
	OJASD6016	16.0	8.5	10.5								250	£72.47
	OJASD6018	18.0	10.5	12.0								250	£84.36
	OJASD6020	20.0	12.0	14.0								250	£88.54
	OJASD6022	22.0	12.0	16.0								200	£94.70
	OJASD6026	26.0	16.0	20.0								200	£103.38
	OJASD6030	30.0	20.0	23.0								150	£110.37
6.4	OJASD6410	10.0	1.0	3.5	6.5	13.0	1.8	3.85	32.0	3150	4100	250	£54.27
	OJASD6412	12.0	3.5	5.5								250	£55.75
	OJASD6415	15.0	5.5	8.5								200	£63.92
	OJASD6418	18.0	8.5	11.5								200	£70.73
	OJASD6420	20.0	11.0	13.5								200	£79.82
	OJASD6422	22.0	11.5	15.5								200	£81.58
	OJASD6426	26.0	15.5	19.0								100	£95.89
	OJASD6430	30.0	19.0	23.0								100	£103.43
	OJASD6435	35.0	23.0	28.0								100	£114.52
	OJASD6440	40.0	28.0	33.0								100	£156.25

Grip range and test data are guide figures only

DOME HEAD OPEN BLIND RIVET RAL 9016 BRILLIANT WHITE

● **BODY:** Aluminium (AlMg2.5)

● **MANDREL:** Steel Zinc&Clr Tri3



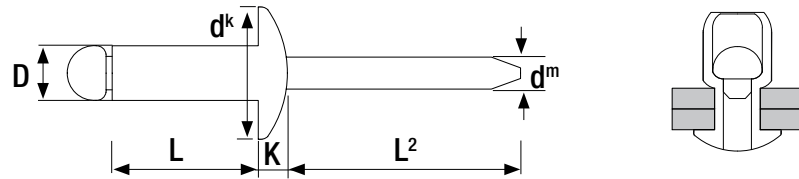

Nominal Diameter mm (D)	Article Number	Body Length mm (L)	Grip Range Min mm	Grip Range Max mm	Hole Size mm	Flange Diameter mm (d ^k)	Flange Thickness mm (K)	Nom. Mandrel Diameter mm (d ^m)	Min Mandrel Length mm (L ²)	Shear Strength N	Tensile Strength N	Box Quantity	Price £ Per 1000
2.4	OJCLASD2404WH	4.0	0.5	2.0	2.5	5.0	0.7	1.45	26.0	315	355	1000	£14.64
	OJCLASD2406WH	6.0	1.5	3.5								1000	£14.70
	OJCLASD2408WH	8.0	3.5	5.5								1000	£15.09
	OJCLASD2410WH	10.0	5.5	7.5								1000	£15.69
	OJCLASD2412WH	12.0	7.5	9.5								1000	£17.63
3.2	OJCLASD3204WH	4.0	0.5	1.5	3.3	6.5	0.8	1.75	26.0	760	980	1000	£12.92
	OJCLASD3206WH	6.0	1.5	3.0								1000	£13.59
	OJCLASD3208WH	8.0	3.5	5.0								1000	£14.29
	OJCLASD3210WH	10.0	5.0	7.0								1000	£16.13
	OJCLASD3212WH	12.0	7.0	9.0								1000	£16.41
	OJCLASD3214WH	14.0	9.0	11.0								1000	£17.19
	OJCLASD3216WH	16.0	11.0	12.5								500	£19.01
	OJCLASD3218WH	18.0	12.5	14.5								500	£20.46
	OJCLASD3220WH	20.0	14.5	16.5								500	£21.95
	OJCLASD3225WH	25.0	17.0	21.0								500	£26.33



DOME HEAD OPEN BLIND RIVET RAL 9016 BRILLIANT WHITE

● **BODY:** Aluminium (AlMg3.5)

● **MANDREL:** Steel Zinc&Clr Tri3



Nominal Diameter mm (D)	Article Number	Body Length mm (L)	Grip Range Min mm	Grip Range Max mm	Hole Size mm	Flange Diameter mm (d ^k)	Flange Thickness mm (K)	Nom. Mandrel Diameter mm (d ^m)	Min Mandrel Length mm (L ²)	Shear Strength N	Tensile Strength N	Box Quantity	Price £ Per 1000
4.0	OJCLASD4006WH	6.0	1.5	3.0	4.1	8.0	1.0	2.10	27.0	1200	1600	1000	£21.01
	OJCLASD4008WH	8.0	3.0	5.0								500	£23.22
	OJCLASD4010WH	10.0	5.0	6.5								500	£24.34
	OJCLASD4012WH	12.0	6.5	8.5								500	£26.66
	OJCLASD4014WH	14.0	8.5	10.5								500	£28.99
	OJCLASD4016WH	16.0	10.5	12.5								500	£31.56
	OJCLASD4018WH	18.0	12.5	14.5								500	£32.87
	OJCLASD4020WH	20.0	14.0	15.5								500	£37.09
	OJCLASD4025WH	25.0	18.0	20.0								250	£43.36
OJCLASD4030WH	30.0	21.5	26.0	250	£56.27								

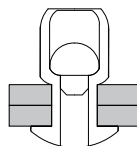
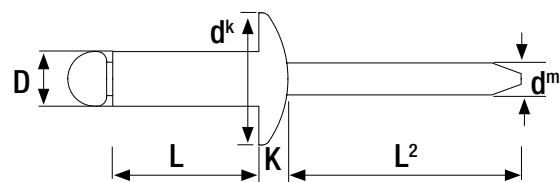


Grip range and test data are guide figures only

DOME HEAD OPEN BLIND RIVET RAL 9016 BRILLIANT WHITE

● **BODY:** Aluminium (AlMg3.5)

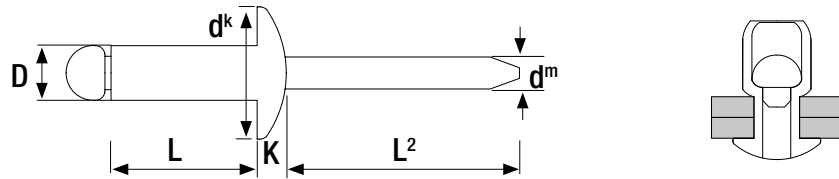
● **MANDREL:** Steel Zinc&Clr Tri3



Nominal Diameter mm (D)	Article Number	Body Length mm (L)	Grip Range Min mm	Grip Range Max mm	Hole Size mm	Flange Diameter mm (d ^k)	Flange Thickness mm (K)	Nom. Mandrel Diameter mm (d ^m)	Min Mandrel Length mm (L ²)	Shear Strength N	Tensile Strength N	Box Quantity	Price £ Per 1000
4.8	OJCLASD4806WH	6.0	1.0	2.5	4.9	9.5	1.1	2.70	28.0	1700	2250	500	£29.76
	OJCLASD4808WH	8.0	2.5	4.0								500	£31.83
	OJCLASD4810WH	10.0	4.0	6.0								500	£34.32
	OJCLASD4812WH	12.0	6.0	8.0								500	£36.86
	OJCLASD4814WH	14.0	8.0	10.0								500	£40.31
	OJCLASD4816WH	16.0	10.0	12.0								250	£43.40
	OJCLASD4818WH	18.0	12.0	14.0								250	£46.46
	OJCLASD4820WH	20.0	14.0	16.0								250	£51.89
	OJCLASD4822WH	22.0	16.0	18.0								250	£56.38
	OJCLASD4825WH	25.0	18.0	21.0								250	£61.59
	OJCLASD4828WH	28.0	21.0	23.5								250	£64.98
	OJCLASD4830WH	30.0	23.0	25.0								250	£68.36
	OJCLASD4835WH	35.0	25.0	30.0								200	£88.32
OJCLASD4840WH	40.0	30.0	35.0	150	£95.46								

DOME HEAD OPEN BLIND RIVET RAL 9005 BLACK

- **BODY:** Aluminium (AlMg2.5)
- **MANDREL:** Steel Zinc&Clr Tri3



Nominal Diameter mm (D)	Article Number	Body Length mm (L)	Grip Range Min mm	Grip Range Max mm	Hole Size mm	Flange Diameter mm (d*)	Flange Thickness mm (K)	Nom. Mandrel Diameter mm (d ^m)	Min Mandrel Length mm (L ²)	Shear Strength N	Tensile Strength N	Box Quantity	Price £ Per 1000
2.4	OJCLASD2404BL	4.0	0.5	2.0	2.5	5.0	0.7	1.45	26.0	315	355	1000	£14.64
	OJCLASD2406BL	6.0	1.5	3.5								1000	£14.70
	OJCLASD2408BL	8.0	3.5	5.5								1000	£15.09
	OJCLASD2410BL	10.0	5.5	7.5								1000	£15.69
	OJCLASD2412BL	12.0	7.5	9.5								1000	£17.63
3.2	OJCLASD3204BL	4.0	0.5	1.5	3.3	6.5	0.8	1.75	26.0	760	980	1000	£12.92
	OJCLASD3206BL	6.0	1.5	3.0								1000	£13.59
	OJCLASD3208BL	8.0	3.5	5.0								1000	£14.29
	OJCLASD3210BL	10.0	5.0	7.0								1000	£16.13
	OJCLASD3212BL	12.0	7.0	9.0								1000	£16.41
	OJCLASD3214BL	14.0	9.0	11.0								1000	£17.19
	OJCLASD3216BL	16.0	11.0	12.5								500	£19.01
	OJCLASD3218BL	18.0	12.5	14.5								500	£20.46
	OJCLASD3220BL	20.0	14.5	16.5								500	£21.95
OJCLASD3225BL	25.0	17.0	21.0	500	£26.33								

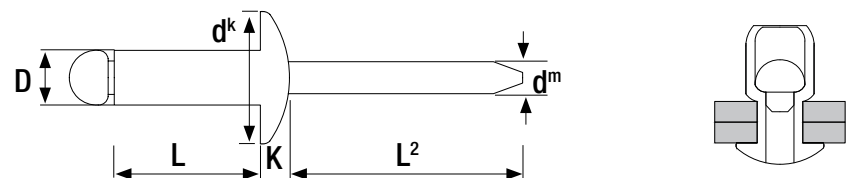


Grip range and test data are guide figures only

DOME HEAD OPEN BLIND RIVET RAL 9005 BLACK

● **BODY:** Aluminium (AlMg3.5)

● **MANDREL:** Steel Zinc&Clr Tri3

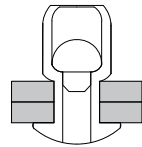
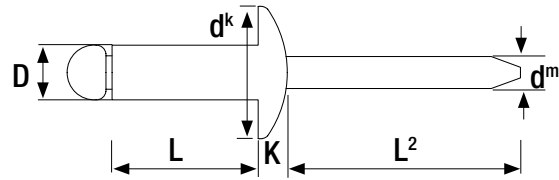


Nominal Diameter mm (D)	Article Number	Body Length mm (L)	Grip Range Min mm	Grip Range Max mm	Hole Size mm	Flange Diameter mm (d ^k)	Flange Thickness mm (K)	Nom. Mandrel Diameter mm (d ^m)	Min Mandrel Length mm (L ²)	Shear Strength N	Tensile Strength N	Box Quantity	Price £ Per 1000
4.0	OJCLASD4006BL	6.0	1.5	3.0	4.1	8.0	1.0	2.10	27.0	1200	1600	1000	£21.01
	OJCLASD4008BL	8.0	3.0	5.0								500	£23.22
	OJCLASD4010BL	10.0	5.0	6.5								500	£24.34
	OJCLASD4012BL	12.0	6.5	8.5								500	£26.66
	OJCLASD4014BL	14.0	8.5	10.5								500	£28.99
	OJCLASD4016BL	16.0	10.5	12.5								500	£31.56
	OJCLASD4018BL	18.0	12.5	14.5								500	£32.87
	OJCLASD4020BL	20.0	14.0	15.5								500	£37.09
	OJCLASD4025BL	25.0	18.0	20.0								250	£43.36
OJCLASD4030BL	30.0	21.5	26.0	250	£56.27								

DOME HEAD OPEN BLIND RIVET RAL 9005 BLACK

● **BODY:** Aluminium (AlMg3.5)

● **MANDREL:** Steel Zinc&Clr Tri3

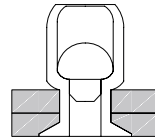
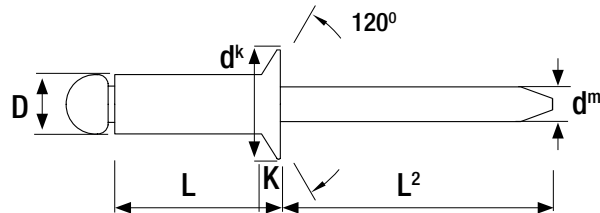


Nominal Diameter mm (D)	Article Number	Body Length mm (L)	Grip Range Min mm	Grip Range Max mm	Hole Size mm	Flange Diameter mm (d ^k)	Flange Thickness mm (K)	Nom. Mandrel Diameter mm (d ^m)	Min Mandrel Length mm (L ²)	Shear Strength N	Tensile Strength N	Box Quantity	Price £ Per 1000
4.8	OJCLASD4806BL	6.0	1.0	2.5	4.9	9.5	1.1	2.70	28.0	1700	2250	500	£29.76
	OJCLASD4808BL	8.0	2.5	4.0								500	£31.83
	OJCLASD4810BL	10.0	4.0	6.0								500	£34.32
	OJCLASD4812BL	12.0	6.0	8.0								500	£36.86
	OJCLASD4814BL	14.0	8.0	10.0								500	£40.31
	OJCLASD4816BL	16.0	10.0	12.0								250	£43.40
	OJCLASD4818BL	18.0	12.0	14.0								250	£46.46
	OJCLASD4820BL	20.0	14.0	16.0								250	£51.89
	OJCLASD4822BL	22.0	16.0	18.0								250	£56.38
	OJCLASD4825BL	25.0	18.0	21.0								250	£61.59
	OJCLASD4828BL	28.0	21.0	23.5								250	£64.98
	OJCLASD4830BL	30.0	23.0	25.0								250	£68.36
	OJCLASD4835BL	35.0	25.0	30.0								200	£88.32
	OJCLASD4840BL	40.0	30.0	35.0								150	£95.46

Grip range and test data are guide figures only

COUNTERSUNK HEAD OPEN BLIND RIVET

- **BODY:** Aluminium (AMg2.5)
- **MANDREL:** Steel Zinc&Clr Tri3

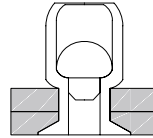
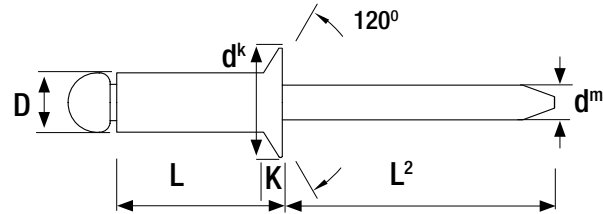


Nominal Diameter mm (D)	Article Number	Body Length mm (L)	Grip Range Min mm	Grip Range Max mm	Hole Size mm	Flange Diameter mm (d ^k)	Flange Thickness mm (K)	Nom. Mandrel Diameter mm (d ^m)	Min Mandrel Length mm (L ²)	Shear Strength N	Tensile Strength N	Box Quantity	Price £ Per 1000
2.4	OJASK2406	6.0	1.5	3.5	2.5	5.0	0.8	1.40	26.0	315	355	1000	£14.26
	OJASK2408	8.0	3.5	5.5								1000	£14.61
	OJASK2410	10.0	5.5	7.5								1000	£15.37
3.0	OJASK3006	6.0	1.5	3.5	3.1	6.0	1.1	1.75	26.0	620	810	1000	£12.31
	OJASK3008	8.0	3.5	5.0								1000	£13.02
	OJASK3010	10.0	5.5	7.0								1000	£13.50
	OJASK3012	12.0	7.0	9.0								1000	£14.38
3.2	OJASK3206	6.0	1.5	3.0	3.3	6.0	1.1	1.95	26.0	760	980	1000	£12.50
	OJASK3208	8.0	3.0	5.0								1000	£13.31
	OJASK3210	10.0	5.0	7.0								1000	£14.78
	OJASK3212	12.0	7.0	9.0								1000	£15.09
	OJASK3214	14.0	9.0	10.5								1000	£15.91
	OJASK3216	16.0	10.5	12.5								1000	£17.49
	OJASK3218	18.0	12.5	14.5								700	£18.66



COUNTERSUNK HEAD OPEN BLIND RIVET

- **BODY:** Aluminium (AlMg3.5)
- **MANDREL:** Steel Zinc&Clr Tri3



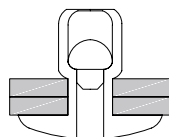
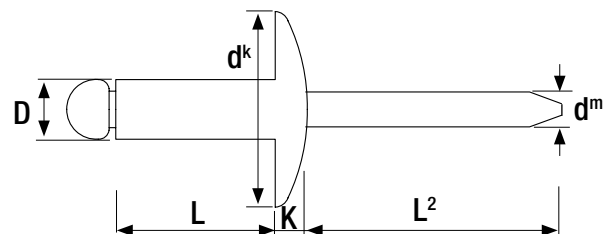
Nominal Diameter mm (D)	Article Number	Body Length mm (L)	Grip Range Min mm	Grip Range Max mm	Hole Size mm	Flange Diameter mm (d ^k)	Flange Thickness mm (K)	Nom. Mandrel Diameter mm (d ^m)	Min Mandrel Length mm (L ²)	Shear Strength N	Tensile Strength N	Box Quantity	Price £ Per 1000
4.0	OJASK4006	6.0	1.0	2.0	4.1	7.5	1.4	2.10	27.0	1200	1600	1000	£17.67
	OJASK4008	8.0	2.0	4.0								750	£18.88
	OJASK4010	10.0	4.0	6.0								750	£19.61
	OJASK4012	12.0	6.0	8.0								500	£20.59
	OJASK4014	14.0	8.0	10.0								500	£22.82
	OJASK4016	16.0	10.0	12.0								500	£24.59
	OJASK4018	18.0	12.0	14.0								500	£25.10
	OJASK4020	20.0	14.0	16.0								500	£32.93
4.8	OJASK4806	6.0	1.5	2.0	4.9	9.0	1.8	2.70	28.0	1700	2250	500	£25.10
	OJASK4808	8.0	1.5	3.5								500	£24.53
	OJASK4810	10.0	3.5	5.5								500	£25.22
	OJASK4812	12.0	5.5	7.5								500	£29.50
	OJASK4814	14.0	7.5	9.5								500	£33.27
	OJASK4816	16.0	9.0	11.0								500	£36.08
	OJASK4818	18.0	11.0	13.0								250	£37.44
	OJASK4820	20.0	13.0	15.0								250	£37.95
	OJASK4822	22.0	15.0	17.0								250	£42.70
	OJASK4825	25.0	17.0	20.0								250	£47.68
	OJASK4830	30.0	20.0	24.5								200	£57.12
	OJASK4835	35.0	24.0	29.0								150	£60.94

Grip range and test data are guide figures only

LARGE FLANGE HEAD OPEN BLIND RIVET

● **BODY:** Aluminium (AlMg2.5* / AlMg3.5)

● **MANDREL:** Steel Zinc&Clr Tri3



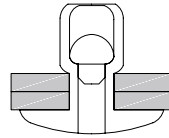
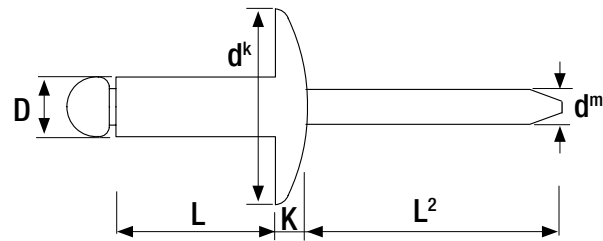
Nominal Diameter mm (D)	Article Number	Body Length mm (L)	Grip Range Min mm	Grip Range Max mm	Hole Size mm	Flange Diameter mm (d ^k)	Flange Thickness mm (K)	Nom. Mandrel Diameter mm (d ^m)	Min Mandrel Length mm (L ²)	Shear Strength N	Tensile Strength N	Box Quantity	Price £ Per 1000
3.2	OJASL3206*	6.0	1.0	3.5	3.3	9.5	2.0	1.70	26.0	740	980	500	£21.76
	OJASL3208*	8.0	3.5	5.0								500	£22.24
	OJASL3210*	10.0	5.0	7.0								500	£23.47
	OJASL3212*	12.0	7.0	9.0								500	£24.75
	OJASL3214*	14.0	9.0	11.0								500	£26.28
4.0	OJASL4006	6.0	0.5	2.0	4.1	12.0	2.5	2.10	27.0	1180	1600	500	£34.50
	OJASL4008	8.0	2.0	4.0								500	£35.09
	OJASL4010	10.0	4.0	6.0								500	£36.38
	OJASL4012	12.0	6.0	8.0								500	£39.19
	OJASL4014	14.0	8.0	10.0								500	£40.19
	OJASL4016	16.0	10.0	12.0								500	£42.31
	OJASL4018	18.0	12.0	14.0								400	£43.24
	OJASL4020	20.0	14.0	15.5								300	£45.17
4.8	OJASL481014	10.0	3.5	5.5	4.9	14.0	2.5	2.70	28.0	1540	2230	250	£53.10
	OJASL481214	12.0	5.5	7.5								250	£56.33
	OJASL481414	14.0	7.5	9.5								250	£59.19
	OJASL481614	16.0	9.0	11.0								250	£61.08
	OJASL481814	18.0	11.0	13.0								250	£65.18
	OJASL482014	20.0	13.0	15.0								200	£68.24
	OJASL482214	22.0	15.0	17.0								200	£72.63

Also available in retail bags. See page 79.



LARGE FLANGE HEAD OPEN BLIND RIVET

- **BODY:** Aluminium (AlMg3.5)
- **MANDREL:** Steel Zinc&Clr Tri3



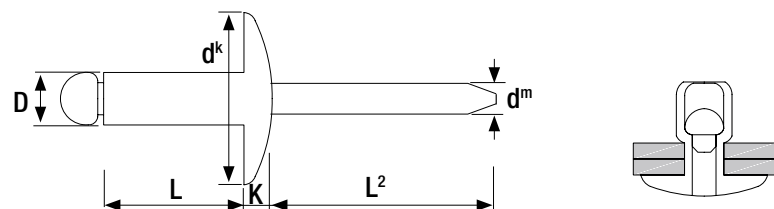
Nominal Diameter mm (D)	Article Number	Body Length mm (L)	Grip Range Min mm	Grip Range Max mm	Hole Size mm	Flange Diameter mm (d ^k)	Flange Thickness mm (K)	Nom. Mandrel Diameter mm (d ^m)	Min Mandrel Length mm (L ²)	Shear Strength N	Tensile Strength N	Box Quantity	Price £ Per 1000
4.8	OJASL482414	24.0	17.0	19.0	4.9	14.0	2.5	2.70	28.0	1540	2230	200	£74.63
	OJASL482614	26.0	19.5	21.0								175	£77.86
	OJASL482814	28.0	20.0	23.0								150	£80.14
	OJASL483014	30.0	23.0	24.5								150	£81.61
	OJASL481016	10.0	3.5	5.5								200	£47.68
	OJASL481216	12.0	5.5	7.5								250	£51.96
	OJASL481416	14.0	7.5	9.5								200	£57.34
	OJASL481616	16.0	9.0	11.0		250						£70.16	
	OJASL481816	18.0	11.0	13.0		250						£74.85	
	OJASL482016	20.0	13.0	15.0		250						£78.43	
	OJASL482216	22.0	15.0	17.0		200						£74.05	
	OJASL482416	24.0	17.0	19.0		200						£76.15	
	OJASL482616	26.0	19.5	21.0		175						£79.38	
	OJASL482816	28.0	20.0	23.0		150						£81.79	
	OJASL483016	30.0	23.0	24.5		150						£83.32	
	OJASL483516	35.0	24.5	29.5		150						£96.64	
	OJASL484016	40.0	30.0	35.0		125						£109.19	

Grip range and test data are guide figures only

LARGE FLANGE HEAD OPEN BLIND RIVET RAL 9005 BLACK

● **BODY:** Aluminium (AlMg2.5* / AlMg3.5)

● **MANDREL:** Steel Zinc&Clr Tri3



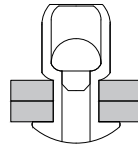
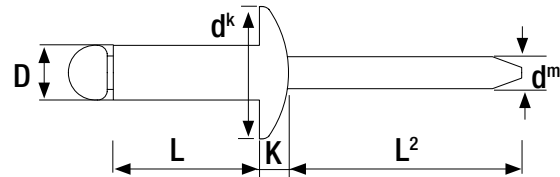
Nominal Diameter mm (D)	Article Number	Body Length mm (L)	Grip Range Min mm	Grip Range Max mm	Hole Size mm	Flange Diameter mm (d ^k)	Flange Thickness mm (K)	Nom. Mandrel Diameter mm (d ^m)	Min Mandrel Length mm (L ²)	Shear Strength N	Tensile Strength N	Box Quantity	Price £ Per 1000
3.2	OJCLASL3208BL*	8.0	3.5	5.0	3.3	9.5	2.0	1.70	26.0	740	980	500	£28.43
	OJCLASL3210BL*	10.0	5.0	7.0								500	£30.52
4.0	OJCLASL4008BL	8.0	2.0	4.0	4.1	12.0	2.5	2.10	27.0	1180	1600	500	£44.38
	OJCLASL4010BL	10.0	4.0	6.0								500	£46.47
	OJCLASL4012BL	12.0	6.0	8.0								500	£49.41
	OJCLASL4014BL	14.0	8.0	10.0								500	£50.50
4.8	OJCLASL481016BL	10.0	3.5	5.5	4.9	16.0	2.5	2.70	28.0	1540	2230	250	£69.73
	OJCLASL481216BL	12.0	5.5	7.5								250	£74.33
	OJCLASL481416BL	14.0	7.5	9.5								200	£77.70
	OJCLASL481616BL	16.0	9.0	11.0								200	£80.79
	OJCLASL481816BL	18.0	11.0	13.0								200	£85.77
	OJCLASL482016BL	20.0	13.0	15.0								200	£89.80
	OJCLASL482416BL	24.0	17.0	19.0								200	£99.35
	OJCLASL482616BL	26.0	19.5	21.0								150	£103.24

NEW

Also available in retail bags. See page 80.

DOME HEAD OPEN BLIND RIVET

- **BODY:** Aluminium (AlMg2.5)
- **MANDREL:** Aluminium (AlMg2.5)

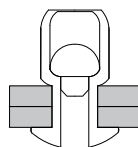
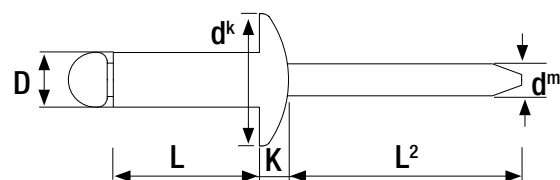


Nominal Diameter mm (D)	Article Number	Body Length mm (L)	Grip Range Min mm	Grip Range Max mm	Hole Size mm	Flange Diameter mm (d ^k)	Flange Thickness mm (K)	Nom. Mandrel Diameter mm (d ^m)	Min Mandrel Length mm (L ²)	Shear Strength N	Tensile Strength N	Box Quantity	Price £ Per 1000
3.2	OJAD3206	6.0	1.5	3.0	3.3	6.5	0.8	1.95	26.0	535	670	1000	£20.29
	OJAD3208	8.0	3.0	5.0								1000	£21.04
	OJAD3210	10.0	5.0	7.0								1000	£23.37
	OJAD3212	12.0	7.0	8.5								1000	£24.35
	OJAD3214	14.0	8.5	10.5								1000	£26.97
	OJAD3216	16.0	10.5	12.5								800	£27.79
4.0	OJAD4006	6.0	1.0	2.0	4.1	8.0	1.0	2.45	27.0	845	1025	1000	£30.98
	OJAD4008	8.0	2.0	4.0								800	£32.14
	OJAD4010	10.0	4.0	6.0								800	£34.63
	OJAD4012	12.0	6.0	8.0								800	£36.27
	OJAD4014	14.0	8.0	10.0								500	£36.24
	OJAD4016	16.0	10.0	12.0								500	£37.37
	OJAD4018	18.0	12.0	14.0								500	£41.29
	OJAD4020	20.0	14.0	16.0								250	£44.51
4.8	OJAD4808	8.0	2.0	3.5	4.9	9.5	1.1	2.90	28.0	1150	1420	500	£44.63
	OJAD4810	10.0	3.5	5.5								500	£47.60
	OJAD4812	12.0	5.5	7.5								500	£49.34
	OJAD4814	14.0	7.5	9.0								500	£53.77
	OJAD4816	16.0	9.0	11.0								400	£54.86
	OJAD4818	18.0	11.0	13.0								400	£60.85
	OJAD4820	20.0	13.0	15.0								350	£63.53
	OJAD4825	25.0	15.0	20.0								250	£73.57
	OJAD4830	30.0	20.0	25.0								200	£87.33

Grip range and test data are guide figures only

DOME HEAD OPEN BLIND RIVET

- **BODY:** Steel Zinc&Clr Tri3
- **MANDREL:** Steel Zinc&Clr Tri3



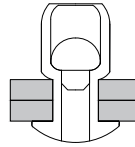
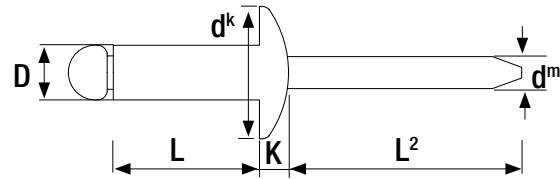
Nominal Diameter mm (D)	Article Number	Body Length mm (L)	Grip Range Min mm	Grip Range Max mm	Hole Size mm	Flange Diameter mm (d ^k)	Flange Thickness mm (K)	Nom. Mandrel Diameter mm (d ^m)	Min Mandrel Length mm (L ²)	Shear Strength N	Tensile Strength N	Box Quantity	Price £ Per 1000
3.0	OJSD3006	6.0	1.5	3.5	3.1	6.5	0.8	1.90	26.0	915	1125	1000	£19.38
	OJSD3008	8.0	3.5	5.0								1000	£19.72
	OJSD3010	10.0	5.5	7.0								1000	£21.30
	OJSD3012	12.0	7.0	9.0								1000	£23.15
	OJSD3014	14.0	9.0	11.0								1000	£14.80
	OJSD3016	16.0	11.0	12.5								750	£25.72
	OJSD3018	18.0	12.0	14.0								750	£29.06
	OJSD3020	20.0	14.5	16.5								500	£31.29
3.2	OJSD3206	6.0	1.5	3.0	3.3	6.5	0.8	2.00	26.0	1060	1285	1000	£19.50
	OJSD3208	8.0	3.0	5.0								1000	£19.77
	OJSD3210	10.0	5.0	7.0								1000	£21.46
	OJSD3212	12.0	7.0	9.0								750	£23.05
	OJSD3214	14.0	9.0	11.0								1000	£25.00
	OJSD3216	16.0	11.0	12.5								500	£32.13
	OJSD3218	18.0	13.0	14.5								500	£32.82
	OJSD3220	20.0	15.0	16.5								500	£34.22
	OJSD3225	25.0	17.0	22.0								TBC	POA
4.0	OJSD4006	6.0	1.0	2.0	4.1	8.0	1.0	2.50	27.0	1550	1990	750	£25.83
	OJSD4008	8.0	2.0	4.0								750	£26.82
	OJSD4010	10.0	4.0	6.0								750	£29.33
	OJSD4012	12.0	6.0	8.0								500	£36.67

Also available in retail bags. See page 81.



DOME HEAD OPEN BLIND RIVET

- BODY:** Steel Zinc&Clr Tri3
- MANDREL:** Steel Zinc&Clr Tri3

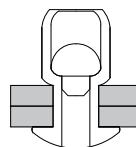
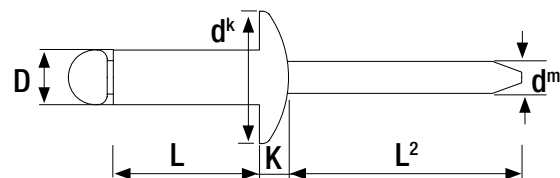


Nominal Diameter mm (D)	Article Number	Body Length mm (L)	Grip Range Min mm	Grip Range Max mm	Hole Size mm	Flange Diameter mm (d ^k)	Flange Thickness mm (K)	Nom. Mandrel Diameter mm (d ^m)	Min Mandrel Length mm (L ²)	Shear Strength N	Tensile Strength N	Box Quantity	Price £ Per 1000
4.0	OJSD4014	14.0	8.0	10.0	4.1	8.0	1.0	2.50	27.0	1550	1990	500	£33.47
	OJSD4016	16.0	10.0	12.0								500	£39.86
	OJSD4018	18.0	12.0	14.0								500	£40.98
	OJSD4020	20.0	14.0	15.5								500	£42.71
	OJSD4024	24.0	18.0	19.5								250	£47.63
4.8	OJSD4806	6.0	1.0	2.0	4.9	9.5	1.1	2.90	28.0	2300	2920	500	£35.76
	OJSD4808	8.0	2.0	3.5								500	£37.25
	OJSD4810	10.0	3.5	5.5								500	£38.66
	OJSD4812	12.0	5.5	7.5								500	£41.51
	OJSD4814	14.0	7.5	9.5								500	£46.30
	OJSD4816	16.0	9.0	11.0								400	£49.50
	OJSD4818	18.0	11.0	13.0								400	£51.73
	OJSD4820	20.0	13.0	15.0								350	£57.07
	OJSD4822	22.0	15.0	17.0								300	£65.48
	OJSD4825	25.0	17.0	20.0								250	£70.57
	OJSD4830	30.0	20.0	24.5								250	£83.18
5.0	OJSD5008	8.0	2.0	3.5	5.1	9.5	1.1	2.90	28.0	2575	3255	500	£39.35
	OJSD5010	10.0	3.5	5.5								500	£42.49
	OJSD5012	12.0	5.5	7.5								500	£44.17
	OJSD5014	14.0	7.5	9.5								500	£47.53
	OJSD5016	16.0	9.0	11.0								400	£51.00
	OJSD5018	18.0	11.0	13.0								400	£53.48
	OJSD5020	20.0	13.5	15.0								350	£60.26

Grip range and test data are guide figures only

DOME HEAD OPEN BLIND RIVET

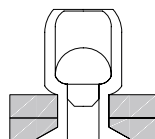
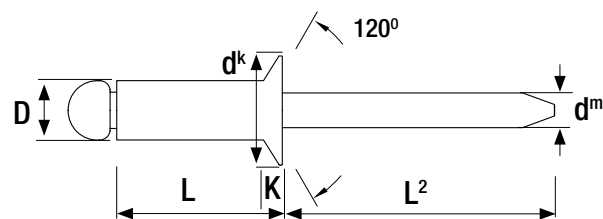
- **BODY:** Steel Zinc&Clr Tri3
- **MANDREL:** Steel Zinc&Clr Tri3



Nominal Diameter mm (D)	Article Number	Body Length mm (L)	Grip Range Min mm	Grip Range Max mm	Hole Size mm	Flange Diameter mm (d ^k)	Flange Thickness mm (K)	Nom. Mandrel Diameter mm (d ^m)	Min Mandrel Length mm (L ²)	Shear Strength N	Tensile Strength N	Box Quantity	Price £ Per 1000
6.0	OJSD6010	10.0	2.5	4.0	6.1	12.0	1.5	3.65	30.0	4000	5000	250	£70.84
	OJSD6012	12.0	4.5	6.0								250	£71.89
	OJSD6015	15.0	6.0	9.0								200	£74.83
	OJSD6016	16.0	8.5	10.5								200	£76.52
	OJSD6018	18.0	10.5	12.0								200	£85.48
	OJSD6022	22.0	12.5	16.5								200	£114.58
	OJSD6026	26.0	16.0	19.0								200	£126.51
6.4	OJSD6410	10.0	1.5	3.5	6.5	13.0	1.8	3.85	32.0	4350	5400	250	£74.22
	OJSD6412	12.0	3.5	5.5								250	£81.84
	OJSD6415	15.0	5.5	8.5								250	£86.77
	OJSD6418	18.0	8.5	11.5								250	£91.60
	OJSD6420	20.0	10.5	13.5								150	£110.48
	OJSD6422	22.0	11.5	15.5								150	£119.84
	OJSD6426	26.0	15.5	19.0								150	£135.21
	OJSD6430	30.0	19.0	23.0								125	£155.37

COUNTERSUNK HEAD OPEN BLIND RIVET

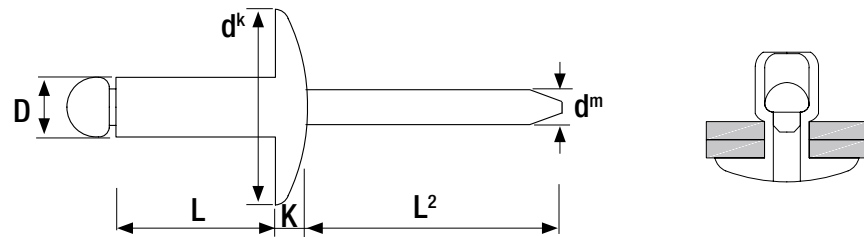
- BODY:** Steel Zinc&Clr Tri3
- MANDREL:** Steel Zinc&Clr Tri3



Nominal Diameter mm (D)	Article Number	Body Length mm (L)	Grip Range Min mm	Grip Range Max mm	Hole Size mm	Flange Diameter mm (d ^k)	Flange Thickness mm (K)	Nom. Mandrel Diameter mm (d ^m)	Min Mandrel Length mm (L ²)	Shear Strength N	Tensile Strength N	Box Quantity	Price £ Per 1000
3.0	OJSK3006	6.0	1.5	3.0	3.1	6.0	1.1	1.90	26.0	950	1125	1000	£20.69
	OJSK3008	8.0	3.0	5.0								1000	£21.02
	OJSK3010	10.0	5.0	6.5								1000	£22.76
	OJSK3012	12.0	6.5	8.0								1000	£23.65
3.2	OJSK3205	5.5	1.0	2.5	3.3	6.0	1.1	2.00	26.0	1060	1285	1000	£20.96
	OJSK3206	6.0	1.5	3.0								1000	£20.96
	OJSK3208	8.0	3.0	5.0								1000	£22.04
	OJSK3210	10.0	5.0	6.5								1000	£23.38
	OJSK3212	12.0	6.5	8.0								1000	£24.67
	OJSK3214	14.0	8.0	10.0								1000	£25.45
4.0	OJSK4006	6.0	1.5	2.0	4.1	7.5	1.4	2.50	27.0	1550	1990	1000	£28.03
	OJSK4008	8.0	2.0	4.0								800	£29.76
	OJSK4010	10.0	4.0	6.0								800	£31.89
	OJSK4012	12.0	6.0	8.0								800	£33.24
	OJSK4014	14.0	8.0	10.0								500	£34.13
	OJSK4016	16.0	10.0	12.0								500	£40.64
	OJSK4018	18.0	12.0	14.0								500	£41.76
	OJSK4020	20.0	14.0	15.5								500	£43.55
4.8	OJSK4808	8.0	1.5	3.5	4.9	9.0	1.8	2.90	28.0	2300	2920	500	£39.40
	OJSK4810	10.0	3.5	5.5								500	£42.49
	OJSK4812	12.0	5.5	7.5								500	£45.69
	OJSK4814	14.0	7.5	9.5								500	£47.19
	OJSK4816	16.0	9.0	11.0								400	£50.51
	OJSK4818	18.0	11.0	13.0								400	£52.74
	OJSK4820	20.0	13.0	15.0								350	£58.18
	OJSK4825	25.0	17.0	20.0								250	£72.02

LARGE FLANGE HEAD OPEN BLIND RIVET

- BODY:** Steel Zinc&Clr Tri3
- MANDREL:** Steel Zinc&Clr Tri3

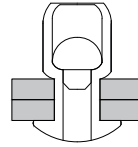
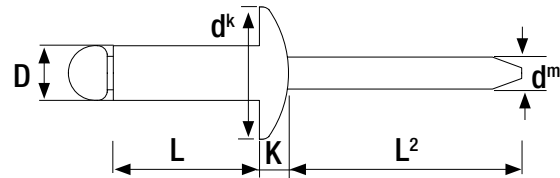


Nominal Diameter mm (D)	Article Number	Body Length mm (L)	Grip Range Min mm	Grip Range Max mm	Hole Size mm	Flange Diameter mm (d ^k)	Flange Thickness mm (K)	Nom. Mandrel Diameter mm (d ^m)	Min Mandrel Length mm (L ²)	Shear Strength N	Tensile Strength N	Box Quantity	Price £ Per 1000
4.8	OJSL481016	10.0	4.5	6.0	4.9	16.0	2.5	2.90	28.0	2300	2920	250	£59.53
	OJSL481216	12.0	6.0	8.0								250	£64.34
	OJSL481416	14.0	8.0	10.0								250	£66.70
	OJSL481616	16.0	10.0	11.5								250	£70.80
	OJSL481816	18.0	11.5	13.5								250	£73.77
	OJSL482016	20.0	13.5	15.0								200	£79.14
	OJSL482516	25.0	17.0	20.0								200	£96.75

DOME HEAD OPEN BLIND RIVET

BODY: Copper 110

MANDREL: Steel Zinc&Clr Tri3

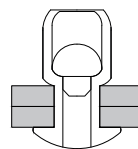
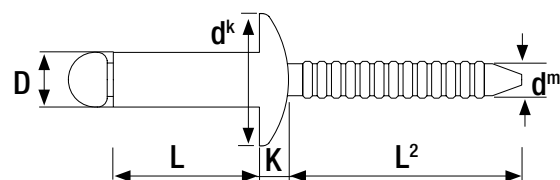


Nominal Diameter mm (D)	Article Number	Body Length mm (L)	Grip Range Min mm	Grip Range Max mm	Hole Size mm	Flange Diameter mm (d ^k)	Flange Thickness mm (K)	Nom. Mandrel Diameter mm (d ^m)	Min Mandrel Length mm (L ²)	Shear Strength N	Tensile Strength N	Box Quantity	Price £ Per 1000
3.2	OJCSD3206	6.0	1.0	3.0	3.3	6.5	0.8	1.95	26.0	700	800	1000	£55.48
	OJCSD3208	8.0	3.0	5.0								1000	£62.39
	OJCSD3210	10.0	5.0	7.0								1000	£80.52
	OJCSD3212	12.0	7.0	9.0								1000	£82.19
4.0	OJCSD4006	6.0	1.0	2.0	4.1	8.0	1.0	2.10	27.0	1000	1500	1000	£98.28
	OJCSD4008	8.0	2.5	4.5								800	£106.66
	OJCSD4010	10.0	4.0	6.0								800	£119.80
	OJCSD4012	12.0	6.0	8.0								800	£138.15
	OJCSD4014	14.0	8.0	10.0								500	£157.00
	OJCSD4016	16.0	10.0	12.0								500	£170.56
4.8	OJCSD4808	8.0	1.5	3.5	4.9	9.5	1.1	2.70	28.0	1500	2000	TBC	POA
	OJCSD4810	10.0	3.5	5.5								TBC	POA
	OJCSD4812	12.0	5.5	7.5								TBC	POA
	OJCSD4814	14.0	7.5	9.5								TBC	POA
	OJCSD4816	16.0	9.5	11.5								TBC	POA
	OJCSD4818	18.0	11.5	13.5								TBC	POA
	OJCSD4820	20.0	13.5	15.5								TBC	POA

Grip range and test data are guide figures only

DOME HEAD OPEN BLIND RIVET

- BODY:** A2 Stainless Steel (AISI304)
- MANDREL:** A2 Stainless Steel (AISI304) (Grooved)

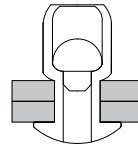
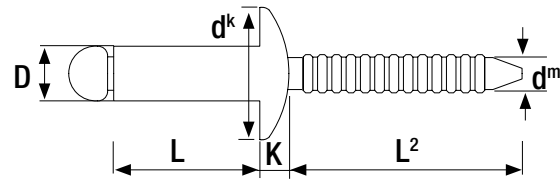


Nominal Diameter mm (D)	Article Number	Body Length mm (L)	Grip Range Min mm	Grip Range Max mm	Hole Size mm	Flange Diameter mm (d ^k)	Flange Thickness mm (K)	Nom. Mandrel Diameter mm (d ^m)	Min Mandrel Length mm (L ²)	Shear Strength N	Tensile Strength N	Box Quantity	Price £ Per 1000
3.2	OJSSD3204	4.0	0.5	1.5	3.3	6.5	0.8	2.00	26.0	1800	2500	TBC	POA
	OJSSD3206	6.0	1.0	3.0								1000	£49.72
	OJSSD3208	8.0	3.0	5.0								1000	£50.88
	OJSSD3210	10.0	5.0	7.0								1000	£53.02
	OJSSD3212	12.0	7.0	9.0								1000	£55.71
	OJSSD3214	14.0	9.0	11.0								1000	£62.11
	OJSSD3216	16.0	9.0	12.0								800	£72.93
	OJSSD3218	18.0	12.0	14.5								500	£71.31
4.0	OJSSD4006	6.0	1.0	2.0	4.1	8.0	1.0	2.50	27.0	3100	3800	1000	£67.30
	OJSSD4008	8.0	2.0	4.0								800	£71.15
	OJSSD4010	10.0	4.0	6.0								800	£75.93
	OJSSD4012	12.0	6.0	8.0								800	£78.85
	OJSSD4014	14.0	8.0	10.0								500	£81.29
	OJSSD4016	16.0	9.5	12.0								500	£92.11
	OJSSD4018	18.0	12.0	14.0								500	£106.75
	OJSSD4020	20.0	14.0	15.5								500	£109.88
	OJSSD4025	25.0	16.0	20.0								250	£131.17
	OJSSD4030	30.0	20.0	25.0								TBC	POA



DOME HEAD OPEN BLIND RIVET

- BODY:** A2 Stainless Steel (AISI304)
- MANDREL:** A2 Stainless Steel (AISI304) (Grooved)

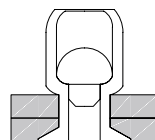
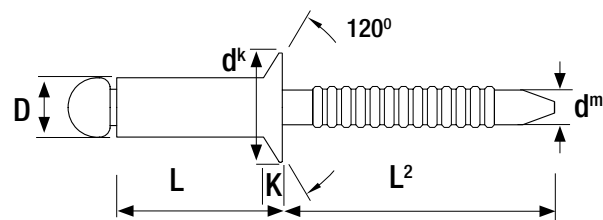


Nominal Diameter mm (D)	Article Number	Body Length mm (L)	Grip Range Min mm	Grip Range Max mm	Hole Size mm	Flange Diameter mm (d ^k)	Flange Thickness mm (K)	Nom. Mandrel Diameter mm (d ^m)	Min Mandrel Length mm (L ²)	Shear Strength N	Tensile Strength N	Box Quantity	Price £ Per 1000
4.8	OJSSD4808	8.0	1.5	4.0	4.9	9.5	1.1	2.90	28.0	4500	6000	500	£98.21
	OJSSD4810	10.0	4.0	6.0								500	£107.74
	OJSSD4812	12.0	6.0	8.0								500	£110.98
	OJSSD4814	14.0	8.0	9.5								500	£115.38
	OJSSD4816	16.0	9.5	11.0								400	£127.05
	OJSSD4818	18.0	11.0	13.0								400	£133.76
	OJSSD4820	20.0	13.0	15.0								350	£145.18
	OJSSD4822	22.0	15.0	17.0								300	£160.88
	OJSSD4825	25.0	17.0	20.0								250	£171.20
	OJSSD4827	27.0	18.0	22.0								250	£211.28
OJSSD4830	30.0	21.0	25.0	250	£229.09								
6.0	OJSSD6010	10.0	1.5	4.0	6.1	12.0	1.5	3.60	30.0	6500	8850	250	£210.69
	OJSSD6012	12.0	4.0	6.0								200	£223.91
	OJSSD6015	15.0	6.0	9.0								200	£231.87
	OJSSD6018	18.0	9.0	12.0								200	£274.43
	OJSSD6020	20.0	11.0	14.0								200	£283.23
	OJSSD6022	22.0	12.0	16.0								200	£292.58
	OJSSD6025	25.0	16.0	19.0								100	£315.27
6.4	OJSSD6410	10.0	1.5	3.5	6.5	13.0	1.8	3.85	32.0	6500	8850	250	£247.12
	OJSSD6412	12.0	3.5	5.5								250	£283.70
	OJSSD6415	15.0	5.5	8.5								200	£304.90
	OJSSD6418	18.0	8.5	11.5								200	£324.25
	OJSSD6420	20.0	11.5	13.5								150	£343.38
	OJSSD6425	25.0	13.5	18.0								150	£468.21

Grip range and test data are guide figures only

COUNTERSUNK HEAD OPEN BLIND RIVET

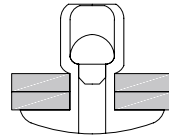
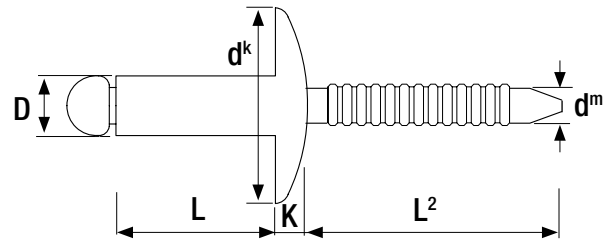
- BODY:** A2 Stainless Steel (AISI304)
- MANDREL:** A2 Stainless Steel (AISI304) (Grooved)



Nominal Diameter mm (D)	Article Number	Body Length mm (L)	Grip Range Min mm	Grip Range Max mm	Hole Size mm	Flange Diameter mm (d ^k)	Flange Thickness mm (K)	Nom. Mandrel Diameter mm (d ^m)	Min Mandrel Length mm (L ²)	Shear Strength N	Tensile Strength N	Box Quantity	Price £ Per 1000
3.2	OJSSK3206	6.0	1.5	3.0	3.3	6.0	1.1	1.90	26.0	1800	2500	1000	£46.18
	OJSSK3208	8.0	3.0	5.0								1000	£50.00
	OJSSK3210	10.0	5.0	6.5								1000	£55.48
	OJSSK3212	12.0	6.5	8.5								1000	£62.13
	OJSSK3214	14.0	8.5	10.5								1000	£66.66
4.0	OJSSK4006	6.0	1.5	2.0	4.1	7.5	1.2	2.50	27.0	3100	3800	750	£78.33
	OJSSK4008	8.0	2.0	4.0								750	£72.73
	OJSSK4010	10.0	4.0	6.0								750	£73.20
	OJSSK4012	12.0	6.0	8.0								750	£93.08
	OJSSK4014	14.0	8.0	10.0								500	£91.18
	OJSSK4016	16.0	10.0	12.0								500	£101.41
	OJSSK4018	18.0	12.0	14.0								500	£105.22
	OJSSK4020	20.0	14.0	16.0								500	£109.62
4.8	OJSSK4808	8.0	1.5	3.5	4.9	9.0	1.5	3.00	28.0	4500	6000	500	£93.63
	OJSSK4810	10.0	3.5	5.5								500	£101.48
	OJSSK4812	12.0	5.5	7.5								500	£108.62
	OJSSK4814	14.0	7.5	9.5								500	£114.98
	OJSSK4816	16.0	9.0	11.0								500	£121.13
	OJSSK4818	18.0	11.0	13.0								500	£136.77
	OJSSK4820	20.0	13.0	15.0								250	£145.93
	OJSSK4825	25.0	15.0	19.0								250	£175.64

LARGE FLANGE HEAD OPEN BLIND RIVET

- BODY:** A2 Stainless Steel (AISI304)
- MANDREL:** A2 Stainless Steel (AISI304) (Grooved)

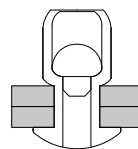
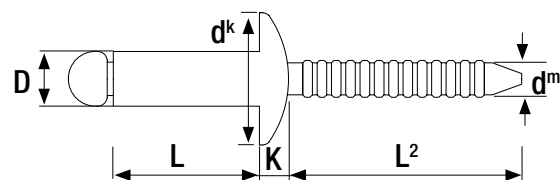


Nominal Diameter mm (D)	Article Number	Body Length mm (L)	Grip Range Min mm	Grip Range Max mm	Hole Size mm	Flange Diameter mm (d ^k)	Flange Thickness mm (K)	Nom. Mandrel Diameter mm (d ^m)	Min Mandrel Length mm (L ²)	Shear Strength N	Tensile Strength N	Box Quantity	Price £ Per 1000
3.2	OJSSL3206	6.0	1.0	3.5	3.3	9.5	1.3	1.90	26.0	1875	2360	1000	£63.60
	OJSSL3208	8.0	3.5	5.0								1000	£66.79
	OJSSL3210	10.0	5.0	7.0								500	£71.18
	OJSSL3212	12.0	7.0	9.0								500	£75.30
	OJSSL3214	14.0	9.0	11.0								500	£80.22
4.0	OJSSL4006	6.0	1.0	2.0	4.1	12.0	1.6	2.50	27.0	2895	3650	500	£95.30
	OJSSL4008	8.0	2.0	4.0								500	£101.13
	OJSSL4010	10.0	4.0	6.0								500	£104.85
	OJSSL4012	12.0	6.0	8.0								500	£112.72
	OJSSL4016	16.0	10.0	12.0								500	£134.95
4.8	OJSSL480816	8.0	2.5	4.0	4.9	16.0	1.7	3.00	28.0	4230	5335	250	£140.85
	OJSSL481016	10.0	4.0	6.0								250	£149.07
	OJSSL481216	12.0	6.0	8.0								250	£155.69
	OJSSL481416	14.0	8.0	9.5								250	£176.73
	OJSSL481616	16.0	9.5	11.0								250	£185.75
	OJSSL482016	20.0	12.0	15.0								250	£216.66
	OJSSL482516	25.0	16.0	20.0								200	£299.05

Grip range and test data are guide figures only

DOME HEAD OPEN BLIND RIVET

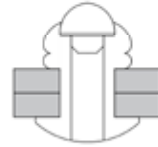
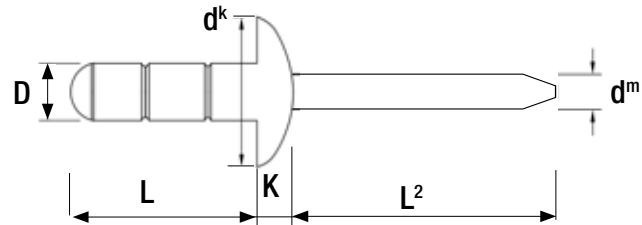
- BODY:** A4 Stainless Steel (AISI316)
- MANDREL:** A4 Stainless Steel (AISI316) (Grooved)



Nominal Diameter mm (D)	Article Number	Body Length mm (L)	Grip Range Min mm	Grip Range Max mm	Hole Size mm	Flange Diameter mm (d ^k)	Flange Thickness mm (K)	Nom. Mandrel Diameter mm (d ^m)	Min Mandrel Length mm (L ²)	Shear Strength N	Tensile Strength N	Box Quantity	Price £ Per 1000
3.2	OJSS4D3206	6.0	1.0	3.0	3.3	6.5	0.8	2.00	26.0	1800	2500	1000	£65.23
	OJSS4D3208	8.0	3.0	5.0								1000	£66.64
	OJSS4D3210	10.0	5.0	7.0								1000	£70.54
	OJSS4D3212	12.0	7.0	9.0								1000	£75.25
4.0	OJSS4D4006	6.0	1.0	2.5	4.1	8.0	1.0	2.50	27.0	3100	3800	1000	£94.18
	OJSS4D4008	8.0	2.5	4.5								800	£101.02
	OJSS4D4010	10.0	4.5	6.5								800	£108.84
	OJSS4D4013	13.0	6.5	9.5								500	£117.38
	OJSS4D4016	16.0	9.5	12.0								500	£132.41
	OJSS4D4018	18.0	12.0	14.0								500	£157.77
	OJSS4D4020	20.0	14.0	16.0								500	£161.79
4.8	OJSS4D4808	8.0	1.5	4.0	4.9	9.5	1.1	2.90	28.0	4500	6000	500	£135.35
	OJSS4D4810	10.0	4.0	6.0								500	£150.55
	OJSS4D4812	12.0	6.0	8.0								500	£155.63
	OJSS4D4814	14.0	8.0	9.5								500	£162.53
	OJSS4D4816	16.0	9.5	11.0								400	£180.25
	OJSS4D4818	18.0	11.0	13.0								400	£202.05
	OJSS4D4820	20.0	13.0	16.0								350	£220.36
	OJSS4D4822	22.0	15.0	17.0								300	£232.22
	OJSS4D4825	25.0	17.0	20.0								250	£239.68

DOME HEAD MULTIGRIP BLIND RIVET

- **BODY:** Aluminium (AlMg2.5)
- **MANDREL:** Steel Zinc&Clr Tri3

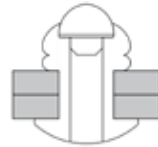
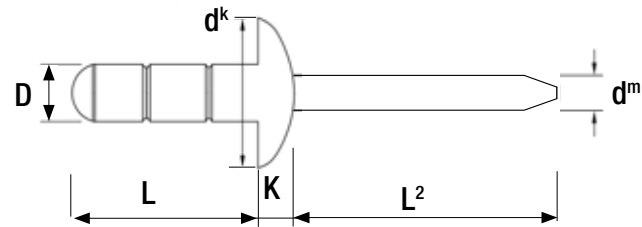


Nominal Diameter mm (D)	Article Number	Body Length mm (L)	Grip Range Min mm	Grip Range Max mm	Hole Size mm	Flange Diameter mm (d ^k)	Flange Thickness mm (K)	Nom. Mandrel Diameter mm (d ^m)	Min Mandrel Length mm (L ²)	Shear Strength N	Tensile Strength N	Box Quantity	Price £ Per 1000
3.0	OJASDM3008	8.0	0.5	4.8	3.1	6.0	1.4	1.70	26.0	520	650	TBC	POA
3.2	OJASDM3208	8.0	0.5	4.8	3.3	6.0	1.4	1.78	26.0	680	980	1000	£20.65
	OJASDM3209	9.5	2.0	6.4								1000	£21.33
	OJASDM3212	12.0	4.5	9.0								750	£25.10
	OJASDM3214	14.0	6.5	10.5								750	£27.39
4.0	OJASDM4008	8.0	1.0	5.0	4.1	8.0	1.7	2.18	27.0	1150	1600	750	£21.22
	OJASDM4010	10.0	1.5	6.4								500	£22.98
	OJASDM4013	13.0	4.0	9.5								500	£28.69
	OJASDM4016	16.0	7.5	11.1								500	£33.11
	OJASDM4018	18.0	9.0	14.0								500	£38.37
4.8	OJASDM4810	10.0	1.0	5.0	4.9	9.5	2.0	2.78	28.0	1500	2350	500	£40.48
	OJASDM4812	12.0	3.0	7.0								500	£43.07
	OJASDM4815	15.0	5.0	10.0								500	£46.00
	OJASDM4817	17.0	7.0	12.0								400	£47.93
	OJASDM4824	24.0	14.5	18.5								250	£56.14
	OJASDM4830	30.0	18.5	24.5								200	£68.73

Grip range and test data are guide figures only

DOME HEAD MULTIGRIP COLOURED BLIND RIVET

- **BODY:** Aluminium (AlMg2.5)
- **MANDREL:** Steel Zinc&Clr Tri3



BS18B17 ALBATROSS

Nominal Diameter mm (D)	Body Length mm (L)	Grip Range Min mm	Grip Range Max mm	Hole Size mm	Flange Diameter mm (d ^k)	Flange Thickness mm (K)	Nom. Mandrel Diameter mm (d ^m)	Min Mandrel Length mm (L ²)	Shear Strength N	Tensile Strength N	Box Quantity	Price £ Per 1000
4.8	15.0	5.0	10.0	4.9	9.5	2.0	2.78	28.0	1500	2350	500	£44.53

Colour Swatch Ref	Stock Item Description	Article Number
	BS18B17 ALBATROSS	OJCLASDM4815AL
	RAL7016 ANTHRACITE GREY	OJCLASDM4815AG
	BS10E55 AZTEC YELLOW	OJCLASDM4815AZ
	RAL5015 BAHAMA BLUE	OJCLASDM4815BB
	BS08C35 BAMB00	OJCLASDM4815BA
	RAL9005 BLACK	OJCLASDM4815BL
	RAL3004 BURANO	OJCLASDM4815BU
	RAL7038 GOOSEWING GREY	OJCLASDM4815GG
	RAL9002 HAMLET	OJCLASDM4815HA



RAL7016 ANTHRACITE GREY

BS10E55 AZTEC YELLOW

RAL5015 BAHAMA BLUE

BS08C35 BAMB00

RAL9005 BLACK

RAL3004 BURANO

RAL7038 GOOSEWING GREY

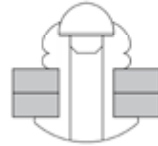
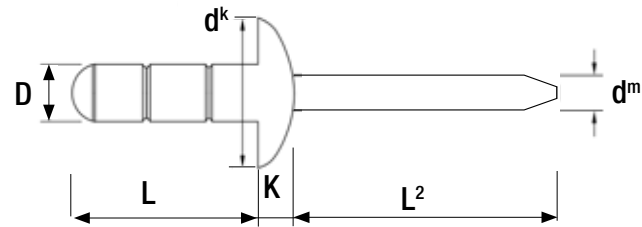
RAL9002 HAMLET

Any RAL or BS specification colours not listed are available to order subject to MOQ's.



DOME HEAD MULTIGRIP COLOURED BLIND RIVET

- **BODY:** Aluminium (AlMg2.5)
- **MANDREL:** Steel Zinc&Clr Tri3



RAL6002 HERITAGE GREEN

Nominal Diameter mm (D)	Body Length mm (L)	Grip Range Min mm	Grip Range Max mm	Hole Size mm	Flange Diameter mm (d ^k)	Flange Thickness mm (K)	Nom. Mandrel Diameter mm (d ^m)	Min Mandrel Length mm (L ²)	Shear Strength N	Tensile Strength N	Box Quantity	Price £ Per 1000
4.8	15.0	5.0	10.0	4.9	9.5	2.0	2.78	28.0	1500	2350	500	£44.53

Colour Swatch Ref	Stock Item Description	Article Number
	RAL6002 HERITAGE GREEN	OJCLASDM4815HG
	BS10C31 HONESTY	OJCLASDM4815HO
	BS14C37 JADE	OJCLASDM4815JA
	BS12B29 JUNIPER GREEN	OJCLASDM4815JG
	BS12B17 MEADOWLAND	OJCLASDM4815ME
	BS18B25 MERLIN GREY	OJCLASDM4815MG
	BS12B21 MOORLAND GREEN	OJCLASDM4815MO
	BS10B19 MUSHROOM	OJCLASDM4815MU
	BS18C39 OCEAN BLUE	OJCLASDM4815OB



BS10C31 HONESTY



BS14C37 JADE



BS12B29 JUNIPER GREEN



BS12B17 MEADOWLAND



BS18B25 MERLIN GREY



BS12B21 MOORLAND GREEN



BS10B19 MUSHROOM



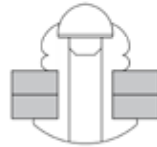
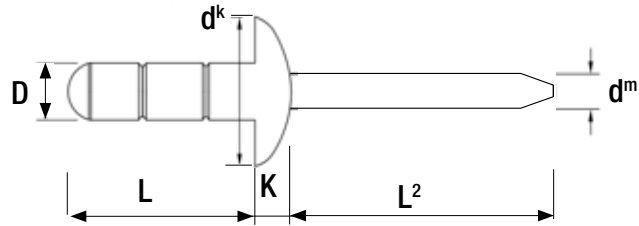
BS18C39 OCEAN BLUE

Any RAL or BS specification colours not listed are available to order subject to MOQ's.

Grip range and test data are guide figures only

DOME HEAD MULTIGRIP COLOURED BLIND RIVET

- **BODY:** Aluminium (AlMg2.5)
- **MANDREL:** Steel Zinc&Clr Tri3



BS12B27 OLIVE GREEN

Nominal Diameter mm (D)	Body Length mm (L)	Grip Range Min mm	Grip Range Max mm	Hole Size mm	Flange Diameter mm (d ^k)	Flange Thickness mm (K)	Nom. Mandrel Diameter mm (d ^m)	Min Mandrel Length mm (L ²)	Shear Strength N	Tensile Strength N	Box Quantity	Price £ Per 1000
4.8	15.0	5.0	10.0	4.9	9.5	2.0	2.78	28.0	1500	2350	500	£44.53

Colour Swatch Ref	Stock Item Description	Article Number
	BS12B27 OLIVE GREEN	OJCLASDM48150G
	RAL7035 OYSTER	OJCLASDM48150Y
	BS04D44 PETRA	OJCLASDM4815PE
	BS14C39 PINEWOOD	OJCLASDM4815PI
	BS04E53 POPPY RED	OJCLASDM4815PR
	BS08E53 SAFFRON	OJCLASDM4815SF
	RAL5003 SARGASSO	OJCLASDM4815SR
	BS18E53 SOLENT BLUE	OJCLASDM4815SB



RAL7035 OYSTER



BS04D44 PETRA



BS14C39 PINEWOOD



BS04E53 POPPY RED



BS08E53 SAFFRON



RAL5003 SARGASSO



BS18E53 SOLENT BLUE

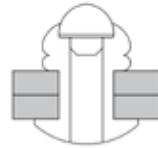
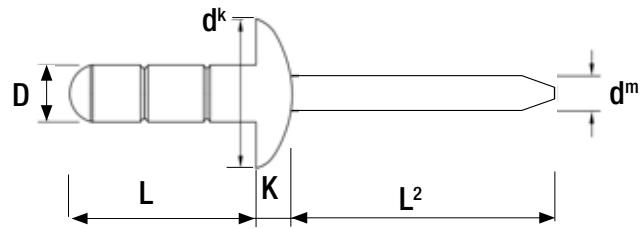
Any RAL or BS specification colours not listed are available to order subject to MOQ's.



DOME HEAD MULTIGRIP COLOURED BLIND RIVET

● **BODY:** Aluminium (AlMg2.5)

● **MANDREL:** Steel Zinc&Clr Tri3



RAL7015 SLATE GREY

Nominal Diameter mm (D)	Body Length mm (L)	Grip Range Min mm	Grip Range Max mm	Hole Size mm	Flange Diameter mm (d ^k)	Flange Thickness mm (K)	Nom. Mandrel Diameter mm (d ^m)	Min Mandrel Length mm (L ²)	Shear Strength N	Tensile Strength N	Box Quantity	Price £ Per 1000
4.8	15.0	5.0	10.0	4.9	9.5	2.0	2.78	28.0	1500	2350	500	£44.53

Colour Swatch Ref	Stock Item Description	Article Number
	RAL7015 SLATE GREY	OJCLASDM4815SL
	BS10B23 SVELTE GREY	OJCLASDM4815SG
	BS06E53 TANGERINE	OJCLASDM4815TA
	BS04C39 TERRACOTTA	OJCLASDM4815TE
	BS08B29 VANDYKE BROWN	OJCLASDM4815VB
	BS18C37 WEDGWOOD BLUE	OJCLASDM4815WB
	RAL9016 BRILLIANT WHITE	OJCLASDM4815BW
	RAL9006 SILVER	OJCLASDM4815SI



BS10B23 SVELTE GREY



BS06E53 TANGERINE



BS04C39 TERRACOTTA



BS08B29 VANDYKE BROWN



BS18C37 WEDGWOOD BLUE



RAL9016 BRILLIANT WHITE



RAL9006 SILVER

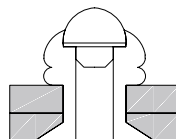
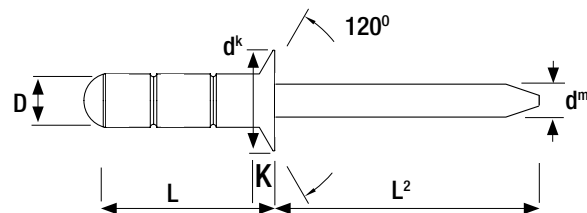
Any RAL or BS specification colours not listed are available to order subject to MOQ's.

Grip range and test data are guide figures only

COUNTERSUNK HEAD MULTIGRIP BLIND RIVET

● **BODY:** Aluminium (AlMg2.5)

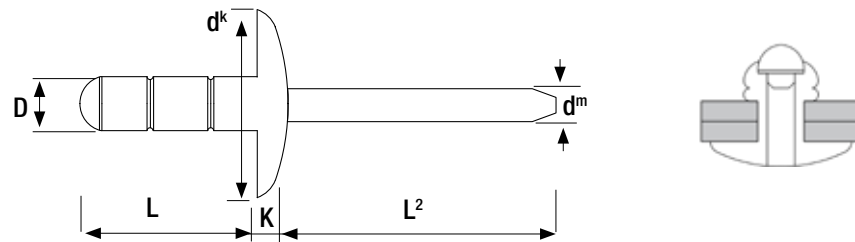
● **MANDREL:** Steel Zinc&Clr Tri3



Nominal Diameter mm (D)	Article Number	Body Length mm (L)	Grip Range Min mm	Grip Range Max mm	Hole Size mm	Flange Diameter mm (d ^k)	Flange Thickness mm (K)	Nom. Mandrel Diameter mm (d ^m)	Min Mandrel Length mm (L ²)	Shear Strength N	Tensile Strength N	Box Quantity	Price £ Per 1000
3.2	OJASKM3210	10.0	2.5	6.4	3.3	6.0	1.1	1.78	26.0	680	980	1000	£24.29
	OJASKM3212	12.0	4.5	9.0								750	£28.65
	OJASKM3214	14.0	6.5	10.5								1000	£30.93
	OJASKM3216	16.0	8.5	12.5								750	£32.08
4.0	OJASKM4008	8.0	1.5	4.5	4.1	8.0	1.4	2.18	27.0	1150	1600	750	£23.90
	OJASKM4011	11.3	2.5	7.5								750	£27.10
	OJASKM4016	16.0	7.0	12.0								500	£37.34
	OJASKM4020	20.0	11.0	16.0								500	£40.25
4.8	OJASKM4810	10.0	1.0	5.0	4.9	9.5	1.8	2.78	28.0	1500	2350	500	£42.66
	OJASKM4812	12.0	2.0	7.0								500	£44.94
	OJASKM4817	17.0	7.0	12.0								250	£54.09
	OJASKM4822	22.0	12.0	17.0								250	£58.15

LARGE FLANGE HEAD MULTIGRIP BLIND RIVET

- **BODY:** Aluminium (AlMg2.5)
- **MANDREL:** Steel Zinc&Clr Tri3

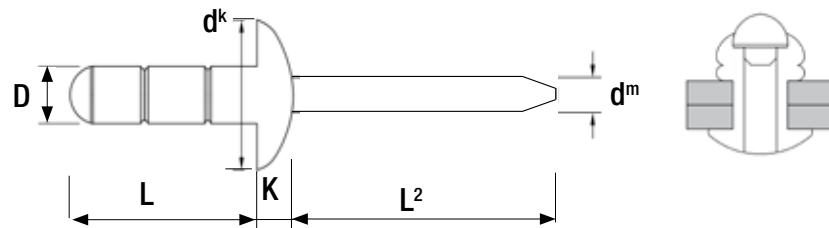


Nominal Diameter mm (D)	Article Number	Body Length mm (L)	Grip Range Min mm	Grip Range Max mm	Hole Size mm	Flange Diameter mm (d ^k)	Flange Thickness mm (K)	Nom. Mandrel Diameter mm (d ^m)	Min Mandrel Length mm (L ²)	Shear Strength N	Tensile Strength N	Box Quantity	Price £ Per 1000
3.2	OJASLM3208	8.0	1.0	5.0	3.3	9.5	2.0	1.78	26.0	680	980	500	£32.56
	OJASLM3209	9.5	1.3	6.4								500	£33.44
	OJASLM3212	12.0	4.5	9.0								500	£35.38
	OJASLM3216	16.0	8.5	12.5								500	£37.61
4.0	OJASLM4010	10.0	1.5	6.5	4.1	12.0	2.5	2.18	27.0	1150	1600	500	£43.24
	OJASLM4012	12.7	3.5	8.5								500	£45.53
	OJASLM4017	17.0	7.5	12.5								400	£47.88
	OJASLM4020	20.0	11.5	15.5								250	£68.38
4.8	OJASLM481016	10.0	1.0	5.0	4.9	16.0	2.5	2.78	28.0	1500	2350	250	£61.54
	OJASLM481216	12.0	3.0	7.0								250	£64.65
	OJASLM481416	14.0	5.0	9.0								250	£67.12
	OJASLM481716	17.0	8.0	12.0								250	£70.53
	OJASLM482016	20.0	11.0	14.5								250	£73.75
	OJASLM482416	24.8	16.0	19.0								200	£80.97

Grip range and test data are guide figures only

DOME HEAD MULTIGRIP BLIND RIVET

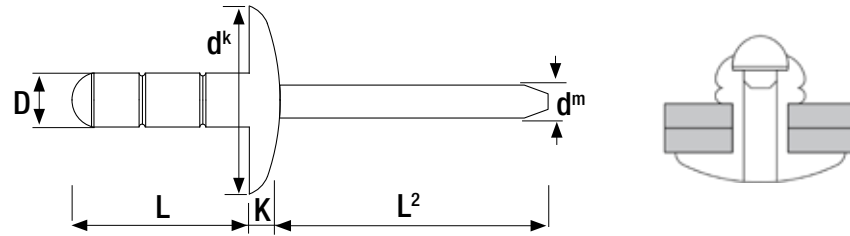
- **BODY:** Aluminium (AlMg2.5)
- **MANDREL:** A2 Stainless Steel (AISI304)



Nominal Diameter mm (D)	Article Number	Body Length mm (L)	Grip Range Min mm	Grip Range Max mm	Hole Size mm	Flange Diameter mm (d ^k)	Flange Thickness mm (K)	Nom. Mandrel Diameter mm (d ^m)	Min Mandrel Length mm (L ²)	Shear Strength N	Tensile Strength N	Box Quantity	Price £ Per 1000
3.2	OJASSDM3208	8.0	1.0	4.8	3.3	6.0	1.4	1.78	26.0	680	980	1000	£47.89
	OJASSDM3209	9.5	2.0	6.4								1000	£53.02
	OJASSDM3212	12.5	4.5	9.0								1000	£58.16
4.0	OJASSDM4009	9.5	2.0	5.5	4.1	8.0	1.7	2.18	27.0	1150	1600	500	£73.59
	OJASSDM4012	12.7	3.5	8.0								500	£78.72
	OJASSDM4016	16.9	6.0	12.5								500	£85.53
4.8	OJASSDM4810	10.3	1.0	5.0	4.9	9.5	2.0	2.78	28.0	1500	2530	500	£95.82
	OJASSDM4812	12.5	3.0	7.5								500	£100.96
	OJASSDM4815	15.0	5.0	10.0								500	£104.05
	OJASSDM4816	16.9	7.0	12.0								500	£106.11
	OJASSDM4820	20.0	10.0	15.0								500	£116.38
	OJASSDM4824	24.8	12.7	19.5								250	£142.10

LARGE FLANGE HEAD MULTIGRIP BLIND RIVET

- **BODY:** Aluminium (AMg2.5)
- **MANDREL:** A2 Stainless Steel (AISI304)


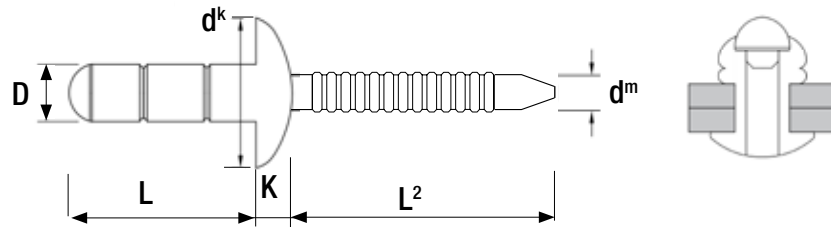


Nominal Diameter mm (D)	Article Number	Body Length mm (L)	Grip Range Min mm	Grip Range Max mm	Hole Size mm	Flange Diameter mm (d ^k)	Flange Thickness mm (K)	Nom. Mandrel Diameter mm (d ^m)	Min Mandrel Length mm (L ²)	Shear Strength N	Tensile Strength N	Box Quantity	Price £ Per 1000
4.8	OJASLM4810	10.3	1.0	5.0	4.9	16.0	2.5	2.78	28.0	1500	2350	TBC	POA
	OJASLM4812	12.5	3.0	7.5								TBC	POA
	OJASLM4816	16.9	6.0	11.5								TBC	POA
	OJASLM4820	20.0	10.0	15.0								TBC	POA
	OJASLM4824	24.8	12.0	19.0								TBC	POA

Grip range and test data are guide figures only

DOME HEAD MULTIGRIP BLIND RIVET


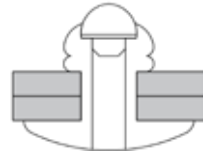
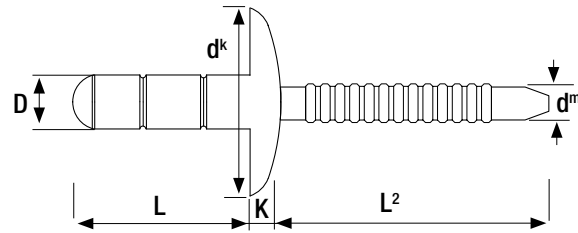
- BODY:** Steel Zinc&Clr Tri3
- MANDREL:** Steel Zinc&Clr Tri3 (Grooved)



Nominal Diameter mm (D)	Article Number	Body Length mm (L)	Grip Range Min mm	Grip Range Max mm	Hole Size mm	Flange Diameter mm (d ^k)	Flange Thickness mm (K)	Nom. Mandrel Diameter mm (d ^m)	Min Mandrel Length mm (L ²)	Shear Strength N	Tensile Strength N	Box Quantity	Price £ Per 1000
3.2	OJSDM3209	9.0	1.1	4.0	3.3	7.2	1.2	2.10	26.0	1200	1600	1000	£45.79
	OJSDM3212	12.0	1.1	7.0								1000	£47.32
	OJSDM3214	14.0	6.5	9.0								1000	£49.72
4.0	OJSDM4010	10.8	1.5	4.5	4.1	8.1	1.4	2.63	27.0	1650	2400	500	£55.67
	OJSDM4012	12.5	3.0	6.5								500	£58.58
	OJSDM4015	15.0	5.5	8.5								500	£64.30
4.8	OJSDM4810	10.2	1.5	4.5	4.9	9.8	2.0	3.10	28.0	2400	3200	500	£71.14
	OJSDM4812	12.7	3.5	6.3								500	£75.00
	OJSDM4817	17.5	8.0	12.0								400	£80.21

LARGE FLANGE HEAD MULTIGRIP BLIND RIVET

- BODY:** Steel Zinc&Clr Tri3
- MANDREL:** Steel Zinc&Clr Tri3 (Grooved)

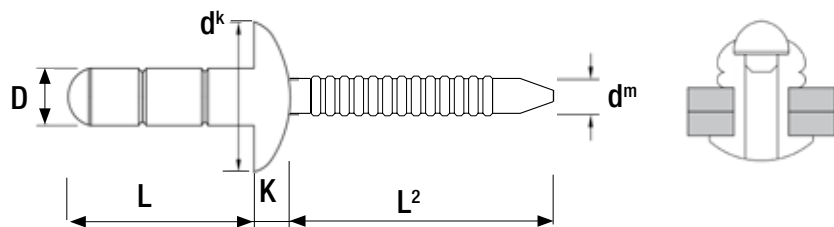


Nominal Diameter mm (D)	Article Number	Body Length mm (L)	Grip Range Min mm	Grip Range Max mm	Hole Size mm	Flange Diameter mm (d ^k)	Flange Thickness mm (K)	Nom. Mandrel Diameter mm (d ^m)	Min Mandrel Length mm (L ²)	Shear Strength N	Tensile Strength N	Box Quantity	Price £ Per 1000
4.8	QJSLM4810	10.0	1.5	4.0	4.9	16.0	2.5	3.10	28.0	2400	3200	250	£92.55
	QJSLM4815	15.0	6.0	9.5								250	£97.02
	QJSLM4817	17.5	8.0	12.0								250	£104.37

Grip range and test data are guide figures only

DOME HEAD MULTIGRIP BLIND RIVET

- BODY:** A2 Stainless Steel (AISI304)
- MANDREL:** A2 Stainless Steel (AISI304) (Grooved)

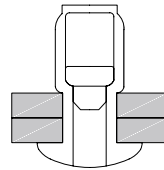
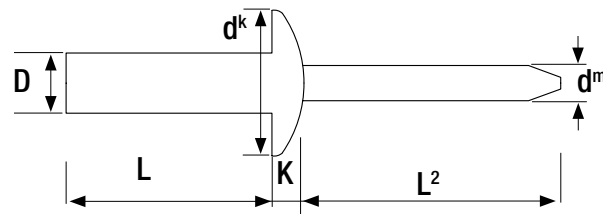


Nominal Diameter mm (D)	Article Number	Body Length mm (L)	Grip Range Min mm	Grip Range Max mm	Hole Size mm	Flange Diameter mm (d ^k)	Flange Thickness mm (K)	Nom. Mandrel Diameter mm (d ^m)	Min Mandrel Length mm (L ²)	Shear Strength N	Tensile Strength N	Box Quantity	Price £ Per 1000
3.2	OJSSDM3208	8.0	1.0	4.0	3.3	7.3	1.1	2.00	26.0	1450	2300	1000	£104.33
	OJSSDM3210	10.0	3.0	6.0								1000	£113.20
	OJSSDM3212	12.0	4.0	7.0								750	£138.55
4.0	OJSSDM4010	10.0	1.5	5.0	4.1	8.1	1.2	2.60	27.0	2650	3600	500	£148.73
	OJSSDM4012	12.0	3.5	7.0								500	£151.82
	OJSSDM4015	15.0	6.0	9.0								500	£162.77
4.8	OJSSDM4810	10.0	1.5	4.5	4.9	9.8	1.8	3.20	28.0	4000	5000	500	£186.40
	OJSSDM4812	12.0	3.0	6.5								500	£204.56
	OJSSDM4815	15.0	6.5	9.0								250	£214.27
	OJSSDM4817	17.5	9.0	12.5								250	£229.79
6.4	OJSSDM6413	13.0	3.5	5.5	6.5	12.7	2.2	3.85	32.0	7800	8800	200	£365.85
	OJSSDM6416	16.0	5.0	9.0								200	£436.74
	OJSSDM6420	20.0	5.5	12.5								200	£496.54

Also available in retail bags. See page 83.

DOME HEAD SEALED BLIND RIVET

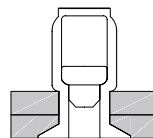
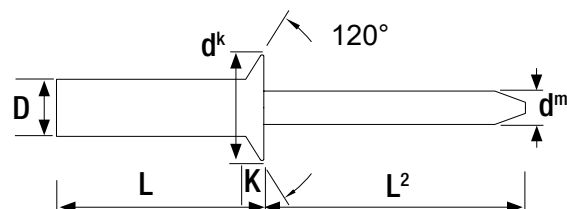
- **BODY:** Aluminium (AlMg5)
- **MANDREL:** Steel Phosphated



Nominal Diameter mm (D)	Article Number	Body Length mm (L)	Grip Range Min mm	Grip Range Max mm	Hole Size mm	Flange Diameter mm (d ^k)	Flange Thickness mm (K)	Nom. Mandrel Diameter mm (d ^m)	Min Mandrel Length mm (L ²)	Shear Strength N	Tensile Strength N	Box Quantity	Price £ Per 1000
3.2	OJASDS3206	6.5	0.5	2.0	3.3	6.0	1.4	1.70	26.0	1070	1245	1000	£27.61
	OJASDS3208	8.0	2.0	3.5								1000	£28.24
	OJASDS3209	9.5	3.5	5.0								1000	£29.67
	OJASDS3210	10.5	5.0	6.5								1000	£31.10
	OJASDS3212	12.5	6.5	8.0								750	£32.93
4.0	OJASDS4008	8.0	1.0	3.5	4.1	8.0	1.7	2.18	27.0	1710	2240	750	£33.40
	OJASDS4009	9.5	3.5	5.0								750	£37.11
	OJASDS4011	11.0	4.5	6.5								750	£40.25
	OJASDS4012	12.5	6.5	8.0								500	£41.05
	OJASDS4015	15.0	8.0	10.5								500	£42.60
4.8	OJASDS4808	8.0	1.0	3.0	4.9	9.5	2.0	2.63	28.0	2230	3070	500	£44.71
	OJASDS4809	9.5	3.0	4.5								500	£47.96
	OJASDS4810	10.0	3.0	5.0								500	£45.22
	OJASDS4811	11.0	4.5	6.0								500	£50.42
	OJASDS4812	12.5	6.0	7.5								500	£52.26
	OJASDS4814	14.0	7.5	9.0								500	£56.94
	OJASDS4816	16.0	9.0	11.0								250	£54.88
	OJASDS4818	18.0	11.0	13.0								250	£57.86
	OJASDS4821	21.0	13.0	16.0								250	£66.89
OJASDS4825	25.0	16.0	20.0	250	£79.68								
6.4	OJASDS6412	12.5	3.0	6.0	6.5	12.7	2.5	3.70	32.0	3950	5000	250	£110.77
	OJASDS6416	16.0	6.0	9.0								200	£122.86
	OJASDS6420	20.0	8.0	12.5								150	£144.39

COUNTERSUNK HEAD SEALED BLIND RIVET

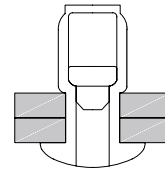
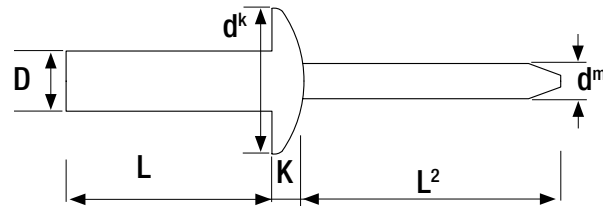
- **BODY:** Aluminium (AlMg5)
- **MANDREL:** Steel Phosphated



Nominal Diameter mm (D)	Article Number	Body Length mm (L)	Grip Range Min mm	Grip Range Max mm	Hole Size mm	Flange Diameter mm (d ^k)	Flange Thickness mm (K)	Nom. Mandrel Diameter mm (d ^m)	Min Mandrel Length mm (L ²)	Shear Strength N	Tensile Strength N	Box Quantity	Price £ Per 1000
3.2	OJASKS3207	7.5	1.5	3.5	3.3	6.0	1.1	1.70	26.0	1070	1245	1000	£28.24
	OJASKS3209	9.0	3.5	4.5								1000	£30.93
	OJASKS3210	10.5	4.5	6.5								1000	£32.01
	OJASKS3212	12.0	6.0	7.5								1000	£33.73
	OJASKS3213	13.5	7.5	9.0								750	£35.39
4.0	OJASKS4009	9.5	2.0	4.5	4.1	7.5	1.4	2.20	27.0	1710	2240	750	£37.73
	OJASKS4011	11.0	5.0	6.5								750	£41.97
	OJASKS4012	12.5	6.0	8.0								750	£42.09
	OJASKS4014	14.0	8.0	9.5								500	£44.47
4.8	OJASKS4809	9.5	2.5	4.5	4.9	9.5	1.8	2.65	28.0	2230	3070	500	£46.13
	OJASKS4811	11.0	4.5	6.0								500	£46.31
	OJASKS4812	12.5	6.0	7.5								500	£51.06
	OJASKS4814	14.0	7.5	9.0								500	£53.86
	OJASKS4815	15.5	9.0	10.5								500	£56.32
	OJASKS4819	19.0	10.5	13.0								250	£58.94

DOME HEAD SEALED BLIND RIVET

- **BODY:** Aluminium (AlMg2.5)
- **MANDREL:** Aluminium (AlMg2.5)

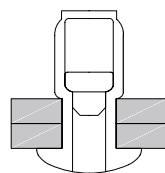
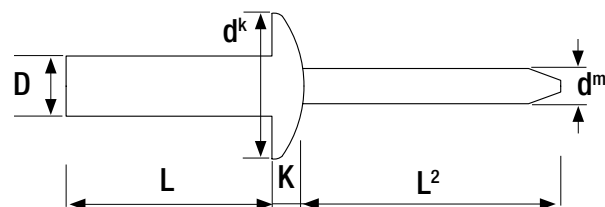


Nominal Diameter mm (D)	Article Number	Body Length mm (L)	Grip Range Min mm	Grip Range Max mm	Hole Size mm	Flange Diameter mm (d ^k)	Flange Thickness mm (K)	Nom. Mandrel Diameter mm (d ^m)	Min Mandrel Length mm (L ²)	Shear Strength N	Tensile Strength N	Box Quantity	Price £ Per 1000
3.2	OJADS3206	6.5	0.5	2.0	3.3	6.0	1.4	1.80	26.0	450	490	1000	£35.99
	OJADS3208	8.0	2.0	3.5								1000	£37.02
	OJADS3209	9.5	3.5	5.0								1000	£37.77
	OJADS3210	10.7	5.0	6.5								1000	£39.23
	OJADS3212	12.7	6.5	8.0								1000	£40.28
4.0	OJADS4008	8.0	1.0	3.0	4.1	8.0	1.7	2.20	27.0	580	820	500	£48.59
	OJADS4009	9.5	3.5	4.5								750	£50.58
	OJADS4012	12.5	4.5	8.0								500	£54.31
4.8	OJADS4809	9.5	3.0	4.5	4.9	9.5	2.0	2.65	28.0	900	1120	500	£62.80
	OJADS4811	11.5	4.5	6.5								500	£66.43
	OJADS4815	15.0	6.5	9.5								500	£70.96
	OJADS4818	18.0	9.50	13.0								250	£75.32

Grip range and test data are guide figures only

DOME HEAD SEALED BLIND RIVET

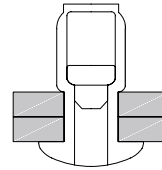
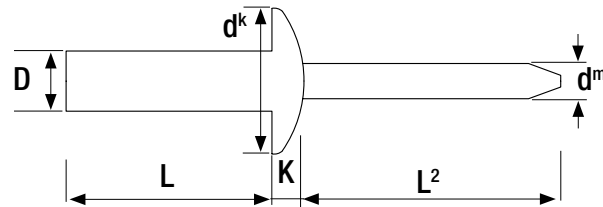
- **BODY:** Aluminium (AlMg5)
- **MANDREL:** A2 Stainless Steel (AISI304)



Nominal Diameter mm (D)	Article Number	Body Length mm (L)	Grip Range Min mm	Grip Range Max mm	Hole Size mm	Flange Diameter mm (d ^k)	Flange Thickness mm (K)	Nom. Mandrel Diameter mm (d ^m)	Min Mandrel Length mm (L ²)	Shear Strength N	Tensile Strength N	Box Quantity	Price £ Per 1000
3.2	OJASSDS3206	6.5	0.5	2.0	3.3	6.0	1.4	1.70	26.0	1070	1245	1000	£47.89
	OJASSDS3208	8.0	2.0	3.5								1000	£48.90
	OJASSDS3209	9.5	3.5	5.0								1000	£49.93
	OJASSDS3211	11.0	5.5	6.5								1000	£50.97
	OJASSDS3212	12.5	6.5	8.0								1000	£55.08
4.0	OJASSDS4008	8.0	0.5	3.5	4.1	8.0	1.7	2.20	27.0	1700	2240	500	£64.96
	OJASSDS4009	9.5	3.5	4.5								500	£68.05
	OJASSDS4011	11.0	5.0	6.5								500	£75.25
	OJASSDS4012	12.5	6.5	8.0								500	£77.30
	OJASSDS4014	14.0	8.0	9.5								500	£90.67
4.8	OJASSDS4808	8.0	1.0	3.0	4.9	9.5	2.0	2.65	28.0	2200	3100	500	£88.78
	OJASSDS4809	9.5	3.0	4.5								500	£91.87
	OJASSDS4811	11.0	5.0	6.0								500	£93.94
	OJASSDS4812	12.5	6.5	7.5								500	£99.08
	OJASSDS4816	16.0	9.5	11.0								500	£140.21
	OJASSDS4818	18.0	11.0	13.0								250	£160.78
	OJASSDS4821	21.0	13.0	16.0								250	£181.35

DOME HEAD SEALED BLIND RIVET

- BODY:** Steel Zinc&Clr Tri3
- MANDREL:** Steel Zinc&Clr Tri3

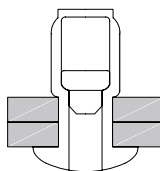
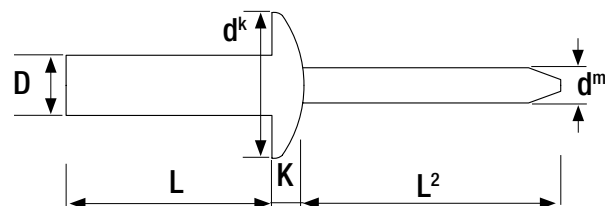


Nominal Diameter mm (D)	Article Number	Body Length mm (L)	Grip Range Min mm	Grip Range Max mm	Hole Size mm	Flange Diameter mm (d ^k)	Flange Thickness mm (K)	Nom. Mandrel Diameter mm (d ^m)	Min Mandrel Length mm (L ²)	Shear Strength N	Tensile Strength N	Box Quantity	Price £ Per 1000
3.2	OJSDS3206	6.0	0.5	1.5	3.3	6.0	1.0	1.90	26.0	1600	2200	1000	£81.84
	OJSDS3208	8.0	1.5	3.0								1000	£83.02
	OJSDS3209	9.5	3.0	5.0								1000	£84.48
	OJSDS3212	12.0	5.0	6.5								1000	£86.27
4.0	OJSDS4006	6.0	0.5	1.5	4.1	8.0	1.4	2.30	27.0	2300	2500	500	£94.90
	OJSDS4008	8.0	1.5	3.0								800	£95.64
	OJSDS4010	10.0	3.0	5.0								800	£98.15
	OJSDS4012	12.0	5.0	6.5								800	£100.61
	OJSDS4015	15.0	6.5	10.5								500	£110.03
4.8	OJSDS4808	8.0	0.5	3.0	4.9	9.5	1.7	2.90	28.0	2900	3800	500	£108.86
	OJSDS4809	9.5	3.0	5.0								500	£112.84
	OJSDS4812	12.0	5.0	6.5								500	£115.64
	OJSDS4816	16.0	6.5	10.5								400	£128.77

Grip range and test data are guide figures only

DOME HEAD SEALED BLIND RIVET

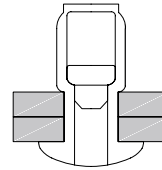
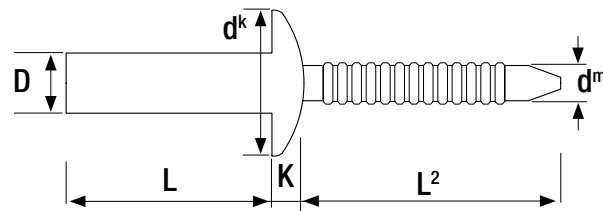
- **BODY:** Copper 110
- **MANDREL:** Steel Phosphated



Nominal Diameter mm (D)	Article Number	Body Length mm (L)	Grip Range Min mm	Grip Range Max mm	Hole Size mm	Flange Diameter mm (d ^k)	Flange Thickness mm (K)	Nom. Mandrel Diameter mm (d ^m)	Min Mandrel Length mm (L ²)	Shear Strength N	Tensile Strength N	Box Quantity	Price £ Per 1000
3.2	OJCSDS3206	6.5	0.5	2.0	3.3	6.0	1.4	1.70	26.0	850	1300	TBC	POA
	OJCSDS3208	8.0	2.0	3.5								TBC	POA
	OJCSDS3209	9.5	3.5	5.0								TBC	POA
	OJCSDS3212	12.5	5.0	8.0								TBC	POA
4.0	OJCSDS4008	8.0	0.5	3.0	4.1	8.0	1.7	2.20	27.0	1350	2000	TBC	POA
	OJCSDS4010	10.0	3.0	5.0								TBC	POA
4.8	OJCSDS4809	9.5	1.0	5.0	4.9	9.5	2.0	2.65	28.0	1950	2800	TBC	POA
	OJCSDS4811	11.5	5.0	6.5								TBC	POA

DOME HEAD SEALED BLIND RIVET

- BODY:** A2 Stainless Steel (AISI304)
- MANDREL:** Stainless Steel (AISI420) (Grooved)

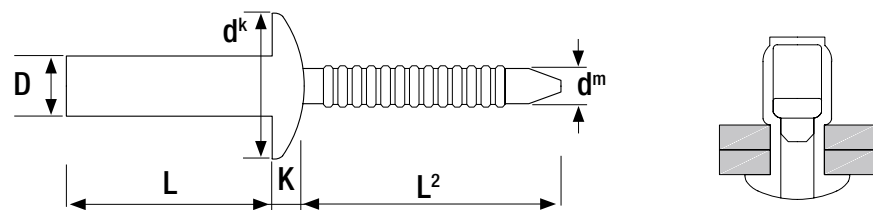


Nominal Diameter mm (D)	Article Number	Body Length mm (L)	Grip Range Min mm	Grip Range Max mm	Hole Size mm	Flange Diameter mm (d ^k)	Flange Thickness mm (K)	Nom. Mandrel Diameter mm (d ^m)	Min Mandrel Length mm (L ²)	Shear Strength N	Tensile Strength N	Box Quantity	Price £ Per 1000
3.2	OJSSDS3206	6.0	0.5	1.5	3.3	6.0	0.9	1.90	26.0	2000	2500	1000	£108.04
	OJSSDS3208	8.0	1.5	3.0								1000	£115.13
	OJSSDS3209	9.5	3.0	4.5								1000	£121.30
	OJSSDS3212	12.0	4.5	6.5								1000	£134.62
	OJSSDS3214	14.0	6.5	8.0								1000	£149.03
4.0	OJSSDS4006	6.0	0.5	1.5	4.1	8.0	1.3	2.30	27.0	3000	4000	500	£146.35
	OJSSDS4008	8.0	1.5	3.0								800	£147.68
	OJSSDS4009	9.5	3.0	5.0								500	£153.48
	OJSSDS4012	12.0	5.0	6.5								800	£159.05
	OJSSDS4016	16.0	6.5	10.0								500	£182.99
4.8	OJSSDS4808	8.0	1.0	3.0	4.9	9.5	1.6	2.90	28.0	4500	5500	500	£175.23
	OJSSDS4809	9.5	3.0	4.5								500	£184.46
	OJSSDS4812	12.0	4.5	6.0								500	£189.70
	OJSSDS4816	16.0	6.5	9.0								400	£209.92
	OJSSDS4820	20.0	9.0	12.0								350	£246.87
6.4	OJSSDS6414	14.0	3.5	6.0	6.5	12.7	2.1	3.90	32.0	6800	8700	250	£378.87
	OJSSDS6415	15.0	4.5	8.0								250	£414.36
	OJSSDS6420	20.0	8.0	12.0								250	£440.93

Grip range and test data are guide figures only

DOME HEAD SEALED BLIND RIVET

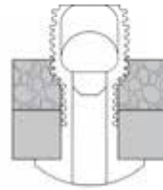
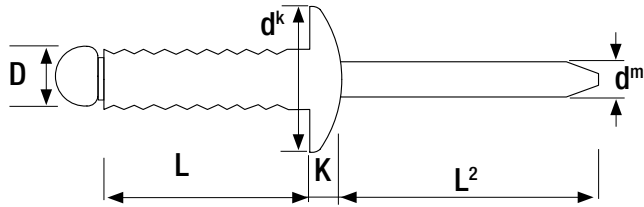
- **BODY:** A4 Stainless Steel (AISI316)
- **MANDREL:** Duplex (AISI318LN) (Grooved)



Nominal Diameter mm (D)	Article Number	Body Length mm (L)	Grip Range Min mm	Grip Range Max mm	Hole Size mm	Flange Diameter mm (d ^k)	Flange Thickness mm (K)	Nom. Mandrel Diameter mm (d ^m)	Min Mandrel Length mm (L ²)	Shear Strength N	Tensile Strength N	Box Quantity	Price £ Per 1000
3.2	OJSS4DS3206	6.0	0.5	2.0	3.3	6.0	0.9	1.90	26.0	2000	2500	TBC	POA
	OJSS4DS3208	8.0	2.0	3.5								TBC	POA
	OJSS4DS3209	9.5	3.5	5.5								TBC	POA
	OJSS4DS3212	12.0	5.5	7.5								TBC	POA
	OJSS4DS3214	14.0	7.5	10.0								TBC	POA
4.0	OJSS4DS4006	6.0	0.5	2.0	4.1	8.0	1.3	2.30	27.0	3000	4000	TBC	POA
	OJSS4DS4008	8.0	0.5	3.5								TBC	POA
	OJSS4DS4009	9.5	3.5	5.0								TBC	POA
	OJSS4DS4012	12.0	6.5	8.0								TBC	POA
	OJSS4DS4016	16.0	8.0	11.0								TBC	POA
4.8	OJSS4DS4808	8.0	1.0	3.0	4.9	9.5	1.6	2.90	28.0	4500	5500	TBC	POA
	OJSS4DS4809	9.5	3.0	5.0								TBC	POA
	OJSS4DS4812	12.0	5.5	8.0								TBC	POA
	OJSS4DS4816	16.0	9.5	11.0								TBC	POA
	OJSS4DS4820	20.0	13.0	16.0								TBC	POA

DOME HEAD GROOVED BLIND RIVET

- **BODY:** Aluminium (AlMg3.5)
- **MANDREL:** Steel Zinc&Clr Tri3

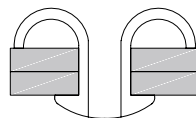
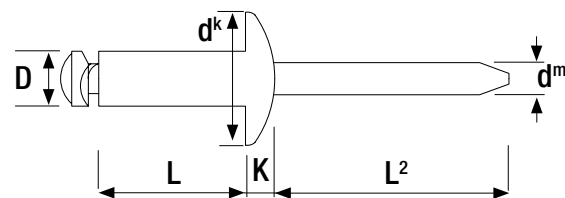


Nominal Diameter mm (D)	Article Number	Body Length mm (L)	Grip Range Min mm	Grip Range Max mm	Hole Size mm	Flange Diameter mm (d ^k)	Flange Thickness mm (K)	Nom. Mandrel Diameter mm (d ^m)	Min Mandrel Length mm (L ²)	Shear Strength N	Tensile Strength N	Box Quantity	Price £ Per 1000
3.2	OJASDG3210	10.0	Max =	6.0	3.4	6.0	1.4	1.80	26.0	525	930	1000	£24.71
	OJASDG3214	14.0	Max =	10.0								1000	£26.12
4.0	OJASDG4008	8.0	Max =	4.0	4.3	8.0	1.7	2.20	27.0	885	1410	800	£29.45
	OJASDG4010	10.0	Max =	6.0								800	£30.74
	OJASDG4012	12.0	Max =	8.0								800	£32.73
	OJASDG4014	14.0	Max =	10.0								500	£35.62
	OJASDG4016	16.0	Max =	12.0								500	£37.09
4.8	OJASDG4808	8.0	Max =	4.0	5.1	9.5	2.0	2.65	28.0	1185	1575	500	£40.48
	OJASDG4810	10.0	Max =	6.0								500	£42.83
	OJASDG4811	11.0	Max =	7.0								500	£43.65
	OJASDG4812	12.0	Max =	8.0								500	£44.13
	OJASDG4814	14.0	Max =	10.0								500	£47.54
	OJASDG4816	16.0	Max =	12.0								400	£50.87
	OJASDG4818	18.0	Max =	14.0								400	£52.98
	OJASDG4820	20.0	Max =	16.0								350	£54.15
	OJASDG4825	25.0	Max =	21.0								250	£63.25

Grip range and test data are guide figures only

DOME HEAD PEEL BLIND RIVET

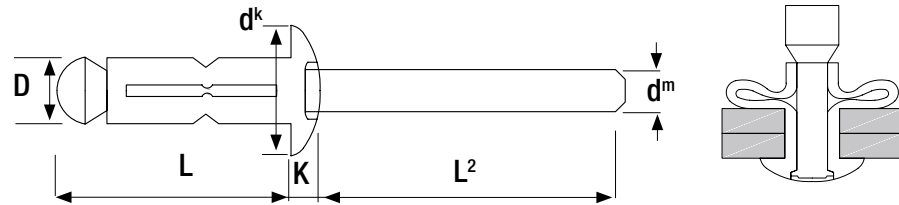
- **BODY:** Aluminium (AlMg5)
- **MANDREL:** Steel Zinc&Clr Tri3



Nominal Diameter mm (D)	Article Number	Body Length mm (L)	Grip Range Min mm	Grip Range Max mm	Hole Size mm	Flange Diameter mm (d ^k)	Flange Thickness mm (K)	Nom. Mandrel Diameter mm (d ^m)	Min Mandrel Length mm (L ²)	Shear Strength N	Tensile Strength N	Box Quantity	Price £ Per 1000
3.2	OJASDP3208	8.0	0.5	1.0	3.5-3.7	6.0	0.8	1.90	26.0	765	700	1000	£22.47
	OJASDP3210	10.0	1.0	3.0								1000	£24.88
	OJASDP3212	12.0	3.0	5.0								1000	£24.93
	OJASDP3216	16.0	7.0	9.0								800	£33.68
4.0	OJASDP4010	10.0	1.5	4.5	4.3-4.5	8.0	1.2	2.30	27.0	1260	1150	800	£29.74
	OJASDP4012	12.0	4.0	6.5								800	£31.81
	OJASDP4014	14.0	5.0	8.5								500	£34.68
	OJASDP4016	16.0	8.0	10.5								500	£36.20
	OJASDP4018	18.0	10.0	12.5								500	£37.49
	OJASDP4020	20.0	12.0	14.5								500	£44.41
4.8	OJASDP4810	10.0	0.5	4.0	5.1-5.3	9.5	1.3	2.60	28.0	2400	2200	500	£42.54
	OJASDP4812	12.0	2.0	6.0								500	£43.83
	OJASDP4814	14.0	4.0	8.0								500	£47.40
	OJASDP4816	16.0	6.0	9.5								400	£50.81
	OJASDP4818	18.0	8.0	11.0								400	£52.93
	OJASDP4820	20.0	10.0	14.0								350	£59.97
	OJASDP4822	22.0	12.0	16.0								300	£65.36
	OJASDP4825	25.0	16.0	19.0								250	£69.24
	OJASDP4830	30.0	19.0	24.0								250	£75.86
	OJASDP4835	35.0	24.0	28.0								200	£99.63
	OJASDP4840	40.0	29.0	34.0								TBC	POA
	OJASDP4845	45.0	34.0	39.0								TBC	POA
	OJASDP4850	50.0	39.0	44.0								TBC	POA

DOME HEAD LOAD SPREAD BLIND RIVET

- **BODY:** Aluminium (AlMg3.5)
- **MANDREL:** Aluminium (AlMg5)

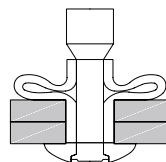
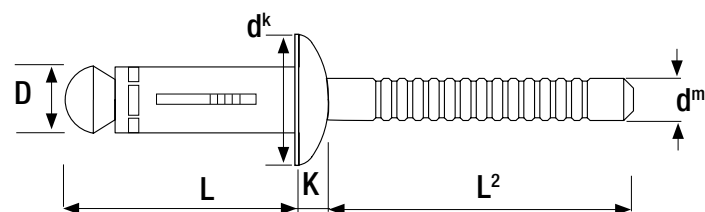


Nominal Diameter mm (D)	Article Number	Body Length mm (L)	Grip Range Min mm	Grip Range Max mm	Hole Size mm	Flange Diameter mm (d ^k)	Flange Thickness mm (K)	Nom. Mandrel Diameter mm (d ^m)	Min Mandrel Length mm (L ²)	Shear Strength N	Tensile Strength N	Box Quantity	Price £ Per 1000
4.0	OJADLS4013	13.6	1.0	3.0	4.2-4.4	8.0	1.7	2.50	27.0	500	800	500	£89.11
	OJADLS4018	18.8	1.0	7.0								500	£99.75
	OJADLS4021	21.0	1.0	8.5								500	£101.55
4.8	OJADLS4815	15.3	1.0	4.0	5.0-5.2	9.6	2.0	2.90	28.0	800	1100	500	£108.51
	OJADLS4820	20.5	1.0	8.5								350	£120.07
	OJADLS4824	24.5	4.0	12.5								250	£135.42

Grip range and test data are guide figures only

DOME HEAD LOAD SPREAD WITH WASHER BLIND RIVET

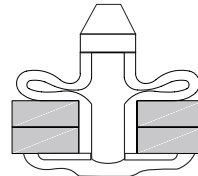
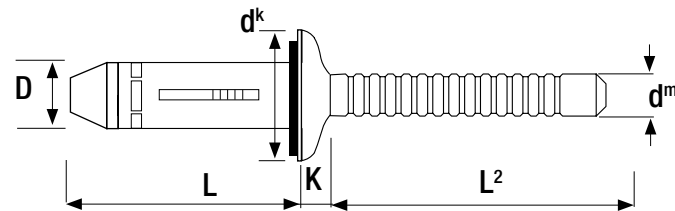

- **BODY:** Aluminium (AlMg5)
- **MANDREL:** Aluminium 7075 (Grooved)



Nominal Diameter mm (D)	Article Number	Body Length mm (L)	Grip Range Min mm	Grip Range Max mm	Hole Size mm	Flange Diameter mm (d ^k)	Flange Thickness mm (K)	Nom. Mandrel Diameter mm (d ^m)	Min Mandrel Length mm (L ²)	Shear Strength N	Tensile Strength N	Box Quantity	Price £ Per 1000
5.2	OJADLS5217W	17.5	0.5	4.8	5.3-5.5	11.7	2.2	2.90	28.0	2700	1950	300	£295.16
	OJADLS5219W	19.1	1.5	6.4								300	£317.25
	OJADLS5222W	22.2	4.8	9.5								300	£354.22
	OJADLS5225W	25.4	7.9	12.7								300	£383.40
	OJADLS5228W	28.6	11.1	15.9								250	£486.57
	OJADLS5231W	31.8	14.3	19.1								250	£547.03
6.4	OJADLS6420W	20.5	1.6	6.4	6.4-6.6	14.7	4.0	3.90	25.4	4900	2800	200	£442.19
	OJADLS6423W	23.7	3.2	9.5								100	£465.31
	OJADLS6426W	26.8	6.4	12.7								100	£488.45
	OJADLS6430W	30.0	9.5	15.9								100	£511.64
7.8	OJADLS7828W	28.2	0.8	9.5	7.8-8.2	15.9	4.8	4.50		6650	4895	100	£963.54
	OJADLS7834W	34.5	6.4	15.9								100	£1,045.66
	OJADLS7837W	37.7	9.5	19.1								100	£1,195.03

LARGE FLANGE HEAD LOAD SPREAD WITH WASHER BLIND RIVET

- **BODY:** Aluminium (AlMg5)
- **MANDREL:** Aluminium 7075 (Grooved)

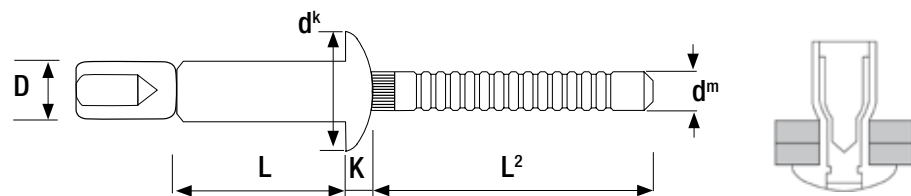


Nominal Diameter mm (D)	Article Number	Body Length mm (L)	Grip Range Min mm	Grip Range Max mm	Hole Size mm	Flange Diameter mm (d ^k)	Flange Thickness mm (K)	Nom. Mandrel Diameter mm (d ^m)	Min Mandrel Length mm (L ²)	Shear Strength N	Tensile Strength N	Box Quantity	Price £ Per 1000
7.8	OJADLLS7828W	28.2	0.8	9.5	7.8-8.2	19.4	5.3	4.50	25.4	6650	4895	100	£963.55
	OJADLLS7834W	34.5	6.4	15.9								100	£1,045.67
	OJADLLS7837W	37.7	9.5	19.1								50	£1,195.03

Grip range and test data are guide figures only

DOME HEAD JRP-LOCK STRUCTURAL BLIND RIVET

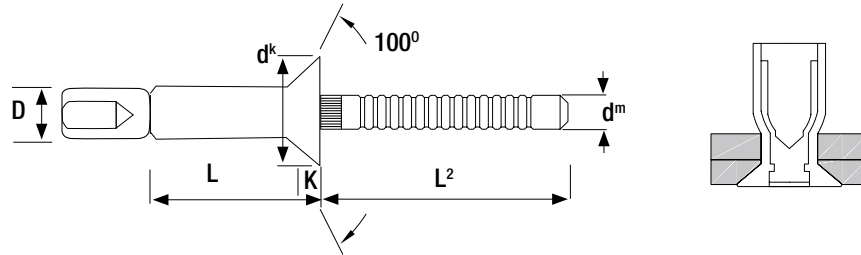
- **BODY:** Aluminium 5056
- **MANDREL:** Aluminium 7075 (Grooved)



Nominal Diameter mm (D)	Article Number	Body Length mm (L)	Grip Range Min mm	Grip Range Max mm	Hole Size mm	Flange Diameter mm (d ^k)	Flange Thickness mm (K)	Nom. Mandrel Diameter mm (d ^m)	Min Mandrel Length mm (L ²)	Shear Strength N	Tensile Strength N	Mandrel Retention Strength N	Box Quantity	Price £ Per 1000
4.8	OJADH4810	10.0	1.8	6.9	4.9-5.1	10.0	2.2	3.00	26.0	2400	2000	222	250	£221.14
	OJADH4814	14.5	1.8	11.0									250	£240.32
6.4	OJADH6414	14.5	2.0	9.5	6.6-6.9	13.5	3.0	4.00	26.0	5400	3600	445	200	£320.01
	OJADH6420	20.5	2.0	15.9									150	£362.37

COUNTERSUNK HEAD JRP-LOCK STRUCTURAL BLIND RIVET

- **BODY:** Aluminium 5056
- **MANDREL:** Aluminium 7075 (Grooved)


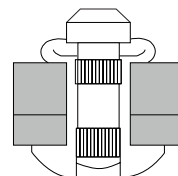
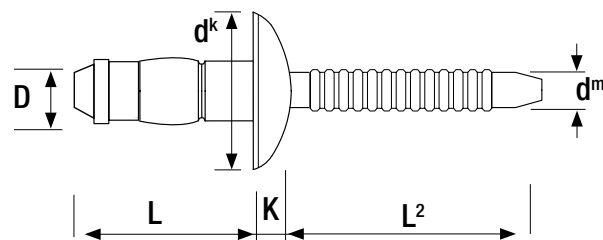


Nominal Diameter mm (D)	Article Number	Body Length mm (L)	Grip Range Min mm	Grip Range Max mm	Hole Size mm	Flange Diameter mm (d ^k)	Flange Thickness mm (K)	Nom. Mandrel Diameter mm (d ^m)	Min Mandrel Length mm (L ²)	Shear Strength N	Tensile Strength N	Mandrel Retention Strength N	Box Quantity	Price £ Per 1000
4.8	OJAKH4813	13.0	3.2	8.4	4.9-5.1	9.0	2.2	3.00	26.0	2400	2000	222	250	£230.57
	OJAKH4817	17.0	7.7	12.7									250	£252.16
6.4	OJAKH6417	17.0	4.3	12.1	6.6-6.9	10.5	2.4	4.00	26.0	5400	3600	445	200	£329.39

Grip range and test data are guide figures only

DOME HEAD JRP-HEM STRUCTURAL BLIND RIVET


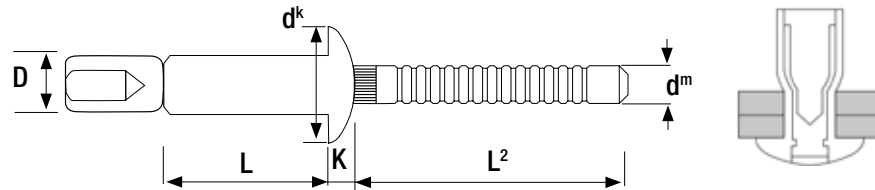
- **BODY:** Aluminium 5056
- **MANDREL:** Aluminium 7075 (Grooved)



Nominal Diameter mm (D)	Article Number	Body Length mm (L)	Grip Range Min mm	Grip Range Max mm	Hole Size mm	Flange Diameter mm (d ^k)	Flange Thickness mm (K)	Nom. Mandrel Diameter mm (d ^m)	Min Mandrel Length mm (L ²)	Shear Strength N	Tensile Strength N	Box Quantity	Price £ Per 1000
4.8	OJADHE4809	9.0	1.5	3.5	4.9-5.1	10.0	2.5	3.40	28.0	2500	1600	250	£171.82
	OJADHE4811	11.5	3.5	6.0								250	£190.46
	OJADHE4814	14.0	6.0	8.5								250	£209.10
	OJADHE4816	16.5	8.5	11.0								250	£224.04
	OJADHE4819	19.0	11.0	13.5								250	£242.75
6.4	OJADHE6410	10.5	2.5	4.5	6.6-6.8	13.4	3.5	4.20	30.0	4200	3400	250	£253.94
	OJADHE6412	12.5	4.0	6.5						4500		250	£268.89
	OJADHE6414	14.5	6.0	8.5						4900		250	£276.34
	OJADHE6416	16.5	7.5	10.5						250		£283.78	
	OJADHE6418	18.5	9.5	12.5						250		£291.30	
	OJADHE6420	20.5	11.0	14.0						200		£298.79	
	OJADHE6422	22.5	13.0	16.0						200		£313.72	
	OJADHE6424	24.5	15.0	18.0						200		£328.63	
	OJADHE6426	26.5	17.0	20.0						150		£346.74	

DOME HEAD JRP-LOCK STRUCTURAL BLIND RIVET

- BODY:** Steel Zinc&Clr Tri3
- MANDREL:** Steel Zinc&Clr Tri3 (Grooved)



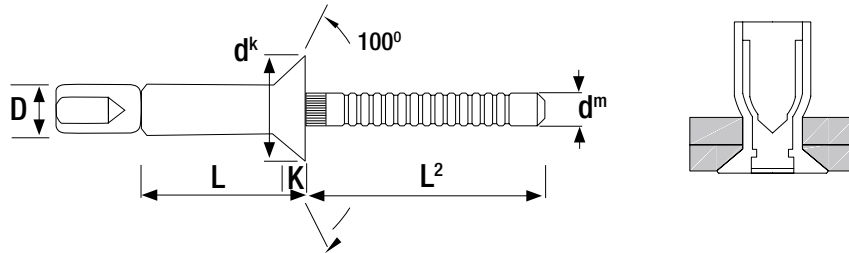
Nominal Diameter mm (D)	Article Number	Body Length mm (L)	Grip Range Min mm	Grip Range Max mm	Hole Size mm	Flange Diameter mm (d ^k)	Flange Thickness mm (K)	Nom. Mandrel Diameter mm (d ^m)	Min Mandrel Length mm (L ²)	Shear Strength N	Tensile Strength N	Mandrel Retention Strength N	Box Quantity	Price £ Per 1000
4.8	OJSDH4810	10.5	1.8	6.9	4.9-5.1	10.0	2.2	3.00	26.0	5700	4400	445	250	£169.62
	OJSDH4814	14.5	1.8	11.0									250	£185.76
6.4	OJSDH6414	14.5	2.0	9.5	6.6-6.9	13.5	3.0	4.00	26.0	10500	8200	1112	200	£246.35
	OJSDH6420	20.5	2.0	15.9									150	£294.90
9.8	OJSDH9821	21.3	3.1	14.2	10.0-10.4	20.0	4.5	5.80	40.0	26690	17790	2670	50	£1,050.22

Also available in retail bags. See page 82.

Grip range and test data are guide figures only

COUNTERSUNK HEAD JRP-LOCK STRUCTURAL BLIND RIVET

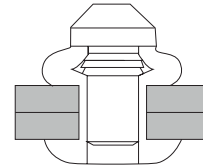
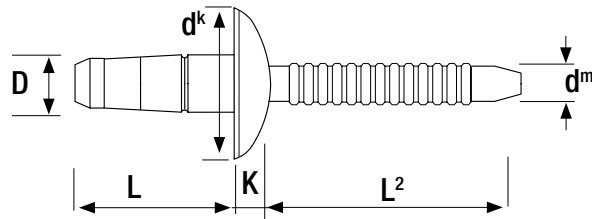

- BODY:** Steel Zinc&Clr Tri3
- MANDREL:** Steel Zinc&Clr Tri3 (Grooved)



Nominal Diameter mm (D)	Article Number	Body Length mm (L)	Grip Range Min mm	Grip Range Max mm	Hole Size mm	Flange Diameter mm (d ^k)	Flange Thickness mm (K)	Nom. Mandrel Diameter mm (d ^m)	Min Mandrel Length mm (L ²)	Shear Strength N	Tensile Strength N	Mandrel Retention Strength N	Box Quantity	Price £ Per 1000
4.8	OJSKH4812	12.0	3.2	8.4	4.9-5.1	9.0	2.2	3.00	26.0	5700	4400	445	250	£177.70
	OJSKH4816	16.0	7.7	12.7									250	£193.83
6.4	OJSKH6416	16.0	4.3	12.1	6.6-6.9	10.5	2.4	4.00	26.0	10500	8200	1112	200	£258.52
	OJSKH6422	22.0	10.5	17.0									150	£306.95

DOME HEAD JRP-BULB STRUCTURAL BLIND RIVET

- BODY:** Steel Zinc&Clr Tri3
- MANDREL:** Steel Zinc&Clr Tri3 (Grooved)

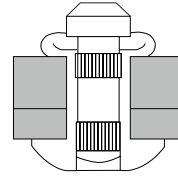
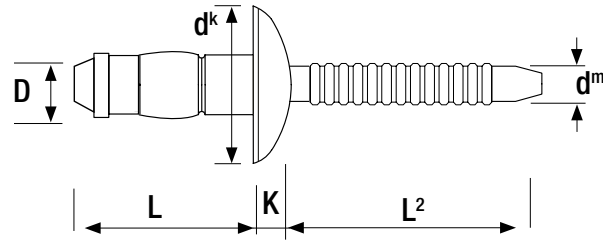


Nominal Diameter mm (D)	Article Number	Body Length mm (L)	Grip Range Min mm	Grip Range Max mm	Hole Size mm	Flange Diameter mm (d ^k)	Flange Thickness mm (K)	Nom. Mandrel Diameter mm (d ^m)	Min Mandrel Length mm (L ²)	Shear Strength N	Tensile Strength N	Box Quantity	Price £ Per 1000
3.2	OJSDBU3206	6.5	1.0	3.0	3.3-3.4	6.8	1.4	2.00	26.0	1200	1300	1000	£46.66
	OJSDBU3210	9.5	5.0	7.0						1700		1000	£47.53
	OJSDBU3211	11.5	5.0	7.0						2500		1000	£57.06
4.0	OJSDBU4007	7.5	1.0	3.0	4.1-4.3	8.0	1.4	2.60	27.0	2400	2800	500	£55.31
	OJSDBU4010	10.0	3.0	5.0						3500		500	£57.06
	OJSDBU4012	12.5	5.0	7.0						4100		500	£68.31
4.8	OJSDBU4810	10.0	1.5	3.5	4.9-5.1	9.6	1.5	3.20	27.0	3600	3800	500	£76.10
	OJSDBU4812	12.0	3.5	6.0						4200		500	£77.79
	OJSDBU4814	14.0	6.0	8.5						5600		500	£81.24
	OJSDBU4816	16.5	7.5	10.0								400	£90.77

Grip range and test data are guide figures only

DOME HEAD JRP-HEM STRUCTURAL BLIND RIVET

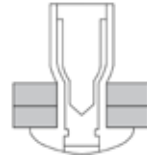
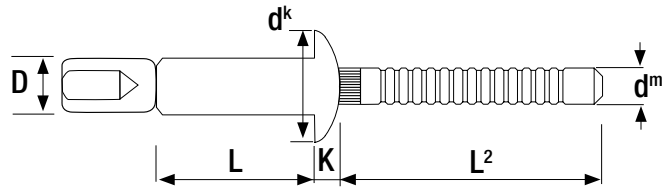
- BODY:** Steel Zinc&Clr Tri3
- MANDREL:** Steel Zinc&Clr Tri3 (Grooved)



Nominal Diameter mm (D)	Article Number	Body Length mm (L)	Grip Range Min mm	Grip Range Max mm	Hole Size mm	Flange Diameter mm (d ^k)	Flange Thickness mm (K)	Nom. Mandrel Diameter mm (d ^m)	Min Mandrel Length mm (L ²)	Shear Strength N	Tensile Strength N	Box Quantity	Price £ Per 1000
4.8	OJSDHE4809	9.0	1.5	3.5	4.9-5.1	10.0	2.5	3.40	28.0	4500	3500	250	£140.49
	OJSDHE4811	11.5	3.5	6.0						6000		250	£154.85
	OJSDHE4814	14.0	6.0	8.5						6200		250	£169.28
	OJSDHE4816	16.5	8.5	11.0						250		£183.68	
	OJSDHE4819	19.0	11.0	13.5						250		£198.11	
6.4	OJSDHE6409	9.0	1.5	3.5	6.6-6.8	13.4	3.5	4.20	30.0	6800	6400	250	£201.67
	OJSDHE6410	10.5	2.0	4.5						9200		250	£208.90
	OJSDHE6412	12.5	3.5	6.5						10000		250	£219.69
	OJSDHE6414	14.5	5.5	8.5								250	£223.32
	OJSDHE6416	16.5	7.5	10.5						11000		250	£237.73
	OJSDHE6418	18.5	9.5	12.5								250	£244.91
	OJSDHE6420	20.5	11.0	14.0								200	£255.77
	OJSDHE6422	22.5	13.0	16.0						200		£262.95	
	OJSDHE6424	24.5	14.5	18.0						200		£270.23	
	OJSDHE6426	26.5	16.5	20.0						150		£280.94	
	OJSDHE6428	28.5	18.5	22.0						150		£291.73	
	OJSDHE6430	30.5	20.5	24.0						150		£302.57	
	OJSDHE6432	32.5	22.5	26.0						100		£313.33	

DOME HEAD JRP-LOCK STRUCTURAL BLIND RIVET

- BODY:** A2 Stainless Steel (AISI302)
- MANDREL:** A2 Stainless Steel (AISI304) (Grooved)



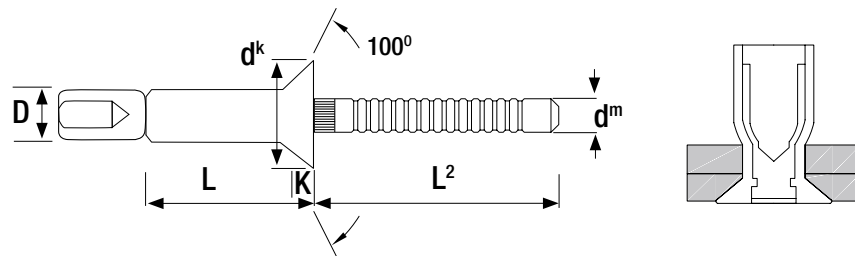
Nominal Diameter mm (D)	Article Number	Body Length mm (L)	Grip Range Min mm	Grip Range Max mm	Hole Size mm	Flange Diameter mm (d ^k)	Flange Thickness mm (K)	Nom. Mandrel Diameter mm (d ^m)	Min Mandrel Length mm (L ²)	Shear Strength N	Tensile Strength N	Mandrel Retention Strength N	Box Quantity	Price £ Per 1000
4.8	OJSSDH4810	10.5	1.8	6.9	4.9-5.1	10.0	2.2	3.00	26.0	5700	4400	445	250	£394.31
	OJSSDH4814	14.5	1.8	11.0									250	£423.87
6.4	OJSSDH6414	14.5	2.0	9.5	6.6-6.9	13.5	3.0	4.00	26.0	10500	8200	1112	200	£690.06
	OJSSDH6420	20.5	2.0	15.9									150	£818.32

Also available in retail bags. See page 84.

Grip range and test data are guide figures only

COUNTERSUNK HEAD JRP-LOCK STRUCTURAL BLIND RIVET

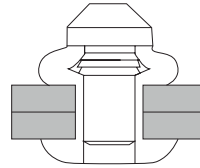
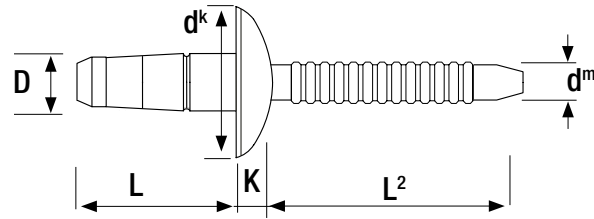
- BODY:** A2 Stainless Steel (AISI302)
- MANDREL:** A2 Stainless Steel (AISI304) (Grooved)



Nominal Diameter mm (D)	Article Number	Body Length mm (L)	Grip Range Min mm	Grip Range Max mm	Hole Size mm	Flange Diameter mm (d ^k)	Flange Thickness mm (K)	Nom. Mandrel Diameter mm (d ^m)	Min Mandrel Length mm (L ²)	Shear Strength N	Tensile Strength N	Mandrel Retention Strength N	Box Quantity	Price £ Per 1000
4.8	OJSSKH4813	13.0	3.2	8.4	4.9-5.1	9.0	2.2	3.00	26.0	5700	4400	445	250	£408.25
	OJSSKH4817	17.0	7.7	12.7									250	£439.00
6.4	OJSSKH6417	17.0	4.3	12.1	6.6-6.9	10.5	2.4	4.00	26.0	10500	8200	1112	200	£732.04
	OJSSKH6423	23.0	10.5	17.0									150	£894.83

DOME HEAD JRP-BULB STRUCTURAL BLIND RIVET

- BODY:** A2 Stainless Steel (AISI304)
- MANDREL:** A2 Stainless Steel (AISI304) (Grooved)

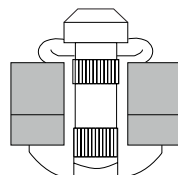
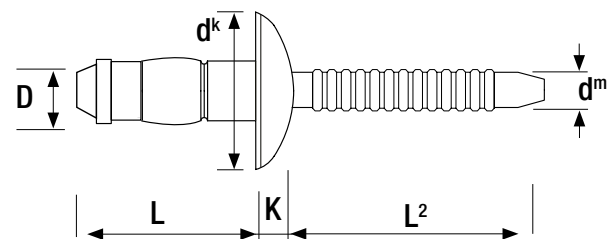


Nominal Diameter mm (D)	Article Number	Body Length mm (L)	Grip Range Min mm	Grip Range Max mm	Hole Size mm	Flange Diameter mm (d ^k)	Flange Thickness mm (K)	Nom. Mandrel Diameter mm (d ^m)	Min Mandrel Length mm (L ²)	Shear Strength N	Tensile Strength N	Box Quantity	Price £ Per 1000
3.2	OJSSDBU3206	6.5	1.0	3.0	3.3-3.4	6.6	1.1	2.10	26.0	1600	2000	1000	£76.31
	OJSSDBU3210	9.5	3.0	5.0						1700		1000	£79.14
	OJSSDBU3211	11.5	5.0	7.0						3200		1000	£80.99
4.0	OJSSDBU4007	7.5	1.0	3.0	4.1-4.3	8.0	1.5	2.60	27.0	2800	4000	500	£98.91
	OJSSDBU4010	10.0	3.0	5.0						5200		500	£100.80
	OJSSDBU4012	12.5	5.0	7.0						500		£107.41	
4.8	OJSSDBU4810	10.0	1.5	3.5	4.9-5.1	9.6	1.5	3.20	27.0	5500	5000	500	£130.94
	OJSSDBU4812	12.0	3.5	6.0								500	£136.60
	OJSSDBU4814	14.5	6.0	8.5								500	£142.26
	OJSSDBU4816	16.5	7.5	10.0								400	£155.42

Grip range and test data are guide figures only

DOME HEAD JRP-HEM STRUCTURAL BLIND RIVET

- BODY:** A2 Stainless Steel (AISI304)
- MANDREL:** A2 Stainless Steel (AISI304) (Grooved)



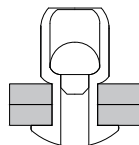
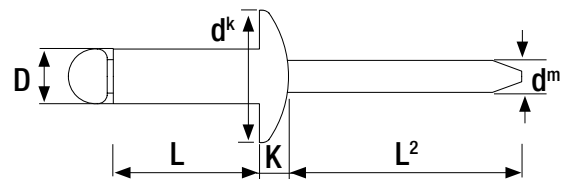
Nominal Diameter mm (D)	Article Number	Body Length mm (L)	Grip Range Min mm	Grip Range Max mm	Hole Size mm	Flange Diameter mm (d ^k)	Flange Thickness mm (K)	Nom. Mandrel Diameter mm (d ^m)	Min Mandrel Length mm (L ²)	Shear Strength N	Tensile Strength N	Box Quantity	Price £ Per 1000
4.8	OJSSDHE4809	9.0	1.5	3.5	4.9-5.1	10.2	2.5	4.20	28.0	6000	4900	250	£431.71
	OJSSDHE4811	11.5	3.5	6.0						6800		250	£447.43
	OJSSDHE4814	14.0	6.0	8.5						250		£463.13	
	OJSSDHE4816	16.5	8.5	11.0						250		£478.78	
	OJSSDHE4819	19.0	11.0	13.5						250		£494.49	
6.4	OJSSDHE6410	10.5	2.0	4.5	6.6-6.8	13.4	3.5		30.0	14000	8300	250	£651.45
	OJSSDHE6412	12.5	3.5	6.5								250	£706.97
	OJSSDHE6414	14.5	5.5	8.5						250		£745.70	
	OJSSDHE6416	16.5	7.5	10.5						250		£863.43	
	OJSSDHE6418	18.5	9.5	12.5						250		£941.90	
	OJSSDHE6420	20.5	11.0	14.0				200		£1,020.40			
	OJSSDHE6422	22.5	13.0	16.0				200		£1,098.88			
	OJSSDHE6424	24.5	14.5	18.0				200		£1,205.45			
	OJSSDHE6426	26.5	16.5	20.0				150		£1,255.85			



RETAIL BAGS

DOME HEAD OPEN BLIND RIVET

- **BODY:** Aluminium (AlMg2.5*/AlMg3.5)
- **MANDREL:** Steel Zinc&Clr Tri3



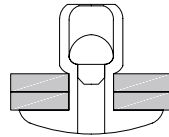
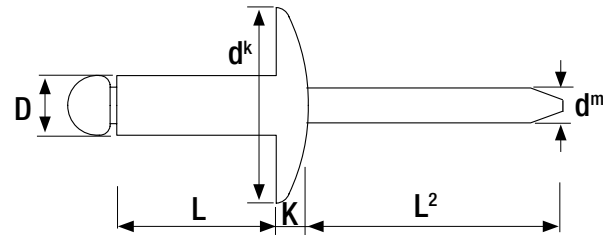
Nominal Diameter mm (D)	Article Number	Body Length mm (L)	Grip Range Min mm	Grip Range Max mm	Hole Size mm	Flange Diameter mm (d ^k)	Flange Thickness mm (K)	Nom. Mandrel Diameter mm (d ^m)	Min Mandrel Length mm (L ²)	Shear Strength N	Tensile Strength N	Bag Quantity	Price £ Per Bag
3.2	JRP1000*	6.0	1.5	3.0	3.3	6.5	0.8	1.75	26.0	760	980	100	£3.67
	JRP1005*	8.0	3.0	5.0								100	£3.67
	JRP1010*	10.0	5.0	7.0								100	£3.67
	JRP1015*	12.0	7.0	9.0								100	£3.67
4.0	JRP1020	8.0	2.0	4.0	4.1	8.0	1.0	2.10	27.0	1200	1600	100	£3.67
	JRP1025	10.0	4.0	6.0								100	£3.67
	JRP1030	12.0	6.0	8.0								100	£3.67
	JRP1035	16.0	10.0	12.0								50	£3.67
4.8	JRP1040	10.0	3.5	5.5	4.9	9.5	1.1	2.70	28.0	1700	2250	50	£3.67
	JRP1045	12.0	5.5	7.5								50	£3.67
	JRP1050	16.0	9.0	11.0								50	£3.67
	JRP1055	20.0	13.0	15.0								25	£3.67
	JRP1060	25.0	17.0	20.0								25	£3.67
	JRP1065	30.0	23.0	24.5								25	£3.67

NEW

Also available in boxes. See page 14.

LARGE FLANGE HEAD OPEN BLIND RIVET

- **BODY:** Aluminium (AlMg3.5)
- **MANDREL:** Steel Zinc&Clr Tri3



Nominal Diameter mm (D)	Article Number	Body Length mm (L)	Grip Range Min mm	Grip Range Max mm	Hole Size mm	Flange Diameter mm (d ^k)	Flange Thickness mm (K)	Nom. Mandrel Diameter mm (d ^m)	Min Mandrel Length mm (L ²)	Shear Strength N	Tensile Strength N	Bag Quantity	Price £ Per Bag
4.8	JRP1140	10.0	3.5	5.5	4.9	14.0	2.5	2.70	28.0	1540	2230	25	£4.51
	JRP1145	12.0	5.5	7.5								25	£4.51
	JRP1150	14.0	7.5	9.5								25	£4.51
	JRP1155	16.0	9.0	11.0								25	£4.51
	JRP1160	20.0	13.0	15.0								20	£4.51
	JRP1165	24.0	17.0	19.0								20	£4.51
	JRP1170	30.0	23.0	24.5								15	£4.51

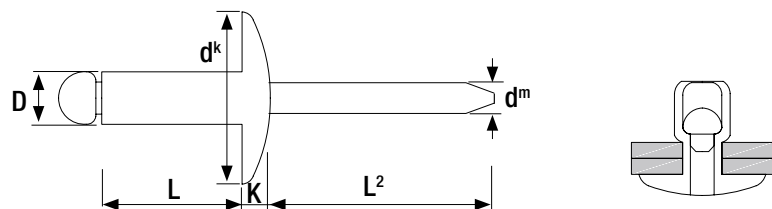
Also available in boxes. See page 26.

Grip range and test data are guide figures only

NEW

LARGE FLANGE HEAD OPEN BLIND RIVET RAL 9005 BLACK

- BODY:** Aluminium (AlMg3.5)
- MANDREL:** Steel Zinc&Clr Tri3



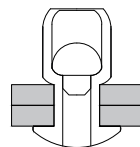
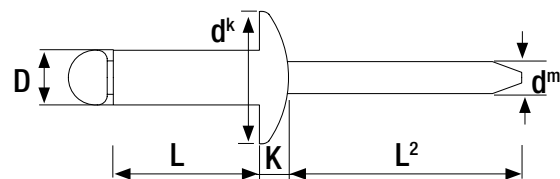
Nominal Diameter mm (D)	Article Number	Body Length mm (L)	Grip Range Min mm	Grip Range Max mm	Hole Size mm	Flange Diameter mm (d ^k)	Flange Thickness mm (K)	Nom. Mandrel Diameter mm (d ^m)	Min Mandrel Length mm (L ²)	Shear Strength N	Tensile Strength N	Bag Quantity	Price £ Per Bag
4.8	JRP1175	10.0	3.5	5.5	4.9	16.0	2.5	2.70	28.0	1540	2230	25	£4.51
	JRP1180	12.0	5.5	7.5								25	£4.51
	JRP1185	14.0	7.5	9.5								20	£4.51
	JRP1190	16.0	9.0	11.0								20	£4.51
	JRP1195	20.0	13.0	15.0								20	£4.51
	JRP1200	24.0	17.0	19.0								20	£4.51
	JRP1205	26.0	19.5	21.0								15	£4.51

NEW

Also available in boxes. See page 28.

DOME HEAD OPEN BLIND RIVET

- BODY:** Steel Zinc&Clr Tri3
- MANDREL:** Steel Zinc&Clr Tri3



Nominal Diameter mm (D)	Article Number	Body Length mm (L)	Grip Range Min mm	Grip Range Max mm	Hole Size mm	Flange Diameter mm (d ^k)	Flange Thickness mm (K)	Nom. Mandrel Diameter mm (d ^m)	Min Mandrel Length mm (L ²)	Shear Strength N	Tensile Strength N	Bag Quantity	Price £ Per Bag
3.2	JRP1070	6.0	1.5	3.0	3.3	6.5	0.8	2.00	26.0	1060	1285	100	£4.34
	JRP1075	8.0	3.0	5.0								100	£4.34
	JRP1080	10.0	5.0	7.0								100	£4.34
	JRP1085	12.0	7.0	9.0								100	£4.34
4.0	JRP1090	8.0	2.0	4.0	4.1	8.0	1.0	2.50	27.0	1550	1990	100	£4.34
	JRP1095	10.0	4.0	6.0								100	£4.34
	JRP1100	12.0	6.0	8.0								100	£4.34
	JRP1105	16.0	10.0	12.0								50	£4.34
4.8	JRP1110	10.0	3.5	5.5	4.9	9.5	1.1	2.90	28.0	2300	2920	50	£4.34
	JRP1115	12.0	5.5	7.5								50	£4.34
	JRP1120	16.0	9.0	11.0								50	£4.34
	JRP1125	20.0	13.0	15.0								50	£4.34
	JRP1130	25.0	17.0	20.0								50	£4.34
	JRP1135	30.0	20.0	24.5								25	£4.34

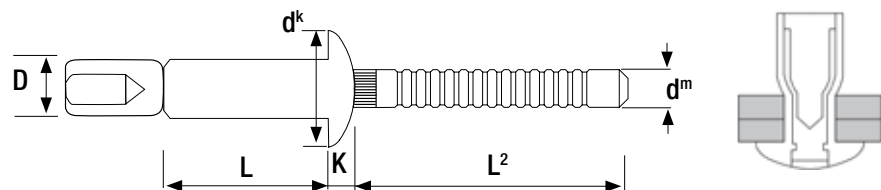
Also available in boxes. See page 30.

Grip range and test data are guide figures only

NEW

DOME HEAD JRP-LOCK STRUCTURAL BLIND RIVET

- BODY:** Steel Zinc&Clr Tri3
- MANDREL:** Steel Zinc&Clr Tri3 (Grooved)



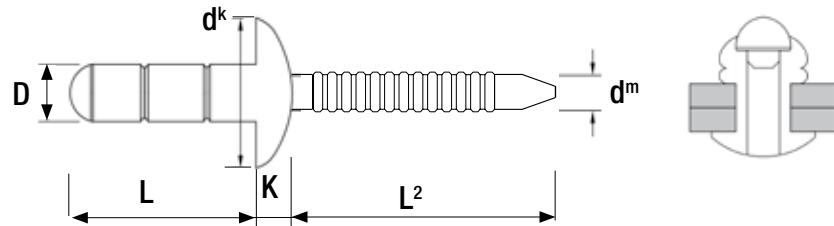
Nominal Diameter mm (D)	Article Number	Body Length mm (L)	Grip Range Min mm	Grip Range Max mm	Hole Size mm	Flange Diameter mm (d ^k)	Flange Thickness mm (K)	Nom. Mandrel Diameter mm (d ^m)	Min Mandrel Length mm (L ²)	Shear Strength N	Tensile Strength N	Mandrel Retention Strength N	Bag Quantity	Price £ Per Bag
4.8	JRP1225	10.5	1.8	6.9	4.9-5.1	10.0	2.2	3.00	26.0	5700	4400	445	25	£5.68
	JRP1230	14.5	1.8	11.0									25	£5.68

NEW

Also available in boxes. See page 69.

DOME HEAD MULTIGRIP BLIND RIVET

- **BODY:** A2 Stainless Steel (AISI304)
- **MANDREL:** A2 Stainless Steel (AISI304) (Grooved)



Nominal Diameter mm (D)	Article Number	Body Length mm (L)	Grip Range Min mm	Grip Range Max mm	Hole Size mm	Flange Diameter mm (d ^k)	Flange Thickness mm (K)	Nom. Mandrel Diameter mm (d ^m)	Min Mandrel Length mm (L ²)	Shear Strength N	Tensile Strength N	Bag Quantity	Price £ Per Bag
4.8	JRP1210	12.0	3.0	6.5	4.9	9.8	1.8	3.20	28.0	4000	5000	25	£6.35
	JRP1215	15.0	6.5	9.0								25	£6.35
	JRP1220	17.5	9.0	12.5								25	£6.35

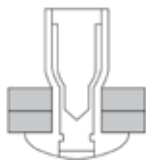
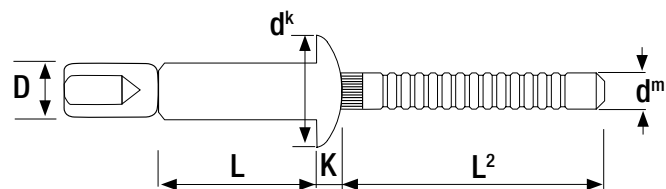
Also available in boxes. See page 52.

Grip range and test data are guide figures only

NEW

DOME HEAD JRP-LOCK STRUCTURAL BLIND RIVET

- BODY:** A2 Stainless Steel (AISI302)
- MANDREL:** A2 Stainless Steel (AISI304) (Grooved)



Nominal Diameter mm (D)	Article Number	Body Length mm (L)	Grip Range Min mm	Grip Range Max mm	Hole Size mm	Flange Diameter mm (d ^k)	Flange Thickness mm (K)	Nom. Mandrel Diameter mm (d ^m)	Min Mandrel Length mm (L ²)	Shear Strength N	Tensile Strength N	Mandrel Retention Strength N	Bag Quantity	Price £ Per Bag
4.8	JRP1235	10.5	1.8	6.9	4.9-5.1	10.0	2.2	3.00	26.0	5700	4400	445	25	£9.85
	JRP1240	14.5	1.8	11.0									25	£9.85

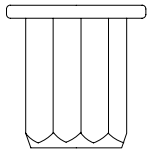
NEW

Also available in boxes. See page 73.



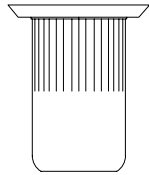
RIVET NUTS

BLIND RIVET NUT HEAD STYLES



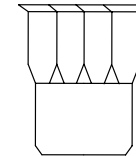
FLAT HEAD

The flat head is the most common and multifunctional head style. It can be used in a conventional way of fixing into one piece of material, or used in multiple materials to clamp them together; similar to a blind rivet connection.



COUNTERSUNK HEAD

The countersunk head is used where a flush or non-interference fit is required. The hole on the installation side of the material needs to ensure the countersink head thickness itself. This allows the head of the nut to sit just below the surface of the material after being set by the setting tool, giving a non-interference fit. As with flat head, it can be used in a conventional way of fixing into one piece of material, or used in multiple materials to clamp them together.



REDUCED HEAD

The reduced head is a specialist version of the countersunk head. It can be used where a flush type finish is required where a non-interference fit is not critical. The rivet nut can be set without the need to produce a specialised hole, therefore is a more cost-effective fixing choice. The reduced head is ideal for very thin sheet materials where a countersink hole could not be produced due to insufficient material thickness. Due to the reduced head, and smaller grip range availability, this product is more suited to single thin sheet materials.

MATERIALS INDEX



Steel Zinc&Clr Tri8



A2 Stainless Steel



A4 Stainless Steel



Aluminium

BLIND RIVET NUT TYPES

Rivets nuts come in two main body types - round or hexagon with either an open or closed-end.

Open End – allows an oversized fastener to screw all the way through, proving vibration resistance.

Closed End – creates a watertight application using an exact sized screw.

ROUND
open end



closed end



HEXAGON
open end



BLIND RIVET NUT TYPES

FLAT HEAD KNURLED ROUND OPEN



The most common and widely used rivet nut range. Used in a multitude of industries such as aerospace, automotive, rail, HVAC, white goods, electronics, DIY and general engineering.



FLAT HEAD KNURLED ROUND CLOSED



Similar to round open rivet nuts, but used when a moisture or pressure-tight seal is required. Used in white goods, electrical enclosures, indoor and outdoor electronic signs, automotive, aerospace, rail and HVAC.



COUNTERSUNK HEAD KNURLED ROUND OPEN



Similar to flat head nuts, but where a flush surface finish is required. Used in a multitude of industries such as aerospace, automotive, rail, HVAC, white goods, electronics, DIY and general engineering.



COUNTERSUNK KNURLED ROUND CLOSED



Similar to countersunk round open but used when a moisture or pressure-tight seal is required. Used in white goods, electrical enclosures, indoor and outdoor electronic signs, automotive, aerospace, rail and HVAC.



REDUCED HEAD KNURLED ROUND OPEN



Similar to countersunk head where a 'flush fit' is required without the need for a countersunk hole. Used in a multitude of industries such as aerospace, automotive, rail, HVAC, white goods, electronics, DIY and general engineering.



FLAT HEAD FULL HEXAGON OPEN



Primarily used where a high resistance thread and anti-rotation is required. Ideal in thin sheet metals. Used in a multitude of industries such as aerospace, automotive, rail, HVAC, white goods, electronics, as well as the manufacture of heavy goods, bumper systems, seating and vehicle chassis.



REDUCED HEAD FULL HEXAGON OPEN



Similar to flat head full hexagon open but where a 'flush fit' is required without a countersunk hole. Used in a multitude of industries such as aerospace, automotive, rail, HVAC, white goods, electronics, as well as the manufacture of heavy goods, bumper systems, seating and vehicle chassis.



FLAT HEAD PART HEXAGON OPEN



Similar to flat head full hexagon open with a slight reduction in torque loadings. Used in a multitude of industries such as aerospace, automotive, rail, HVAC, white goods, electronics, as well as the manufacture of heavy goods, bumper systems, seating and vehicle chassis.




REDUCED HEAD PART HEXAGON OPEN



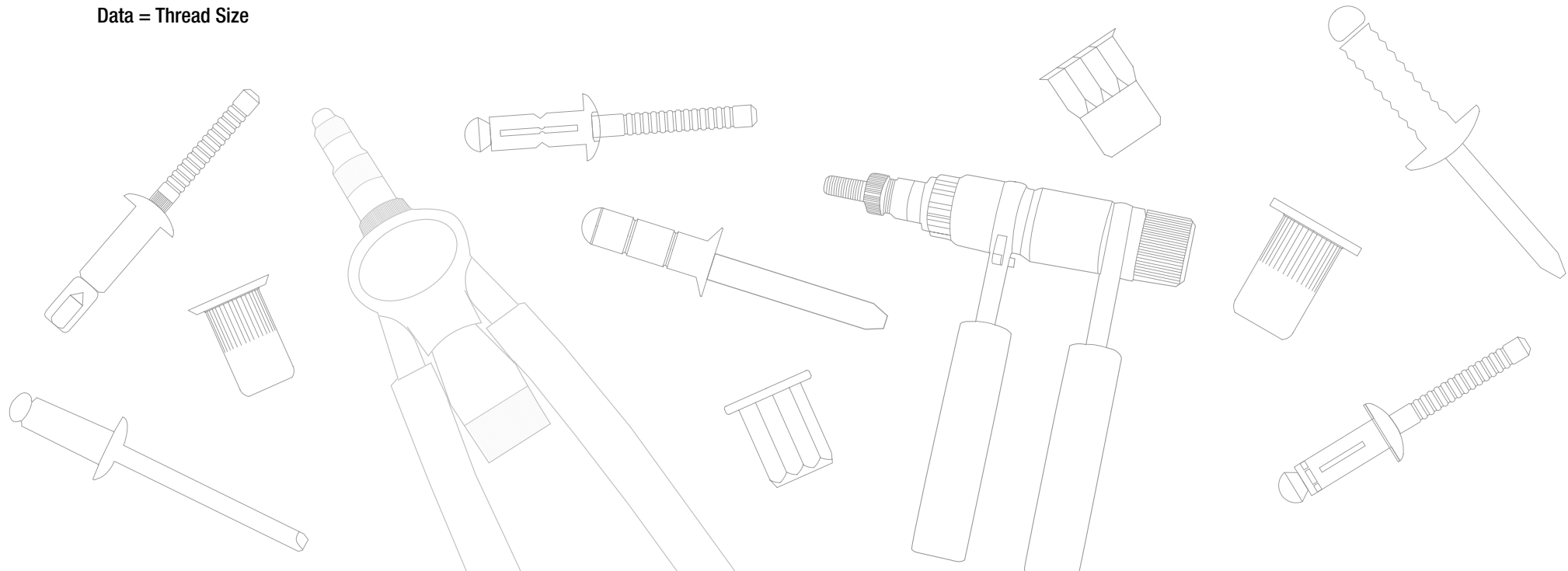
Exactly the same as reduced head full hexagon but with a slight reduction in torque loading. Used in a multitude of industries such as aerospace, automotive, rail, HVAC, white goods, electronics, as well as the manufacture of heavy goods, bumper systems, seating and vehicle chassis.



THE JRP BLIND RIVET NUT RANGE

		Aluminium	Steel Zinc&Clr Tri8	A2 Stainless Steel	A4 Stainless Steel
Round	Flat Head Round Knurled Body Blind Rivet Nut	M3-M12	M3-M12	M3-M12	M3-M12
	Csk Head Round Knurled Body Blind Rivet Nut	M3-M12	M3-M12	M3-M12	M3-M10
	Reduced Head Round Knurled Body Blind Rivet Nut (Metric Body)	M3-M10	M3-M12	M3-M12	M3-M10
	Reduced Head Round Knurled Body Blind Rivet Nut (Imperial Body)		M3-M10		
	Flat Head Round Knurled Body Closed Blind Rivet Nut		M3-M10	M3-M10	
	Csk Head Round Knurled Body Closed Blind Rivet Nut		M3-M10	M4-M10	
Hexagon	Flat Head Full Hexagon Body Blind Rivet Nut		M4-M12		
	Reduced Head Full Hexagon Body Blind Rivet Nut		M4-M12		
	Flat Head Part Hexagon Body Blind Rivet Nut		M4-M10	M4-M10	M4-M10
	Reduced Head Part Hexagon Body Blind Rivet Nut		M4-M10	M4-M10	M4-M10

Data = Thread Size



PRODUCT SUITABILITY GUIDE

RIVET NUT TYPE	Aerospace	Automotive	Rail	HVAC	White Goods	Electrical Enclosures	Electronic Signs	Electronics	General Engineering	DIY	Glazing	Roofing	Windows	Cladding	Insulation	Construction	Flight Cases	Modular Buildings	Storage Solutions	Fall Arrest Systems	Commercial Vehicles		
Flat Head Round Knurled Body																							
Csk Head Round Knurled Body																							
Reduced Head Round Knurled Body (Metric Body)																							
Reduced Head Round Knurled Body (Imperial Body)																							
Flat Head Round Knurled Body Closed																							
Csk Head Round Knurled Body Closed																							
Flat Head Full Hexagon Body																							
Reduced Head Full Hexagon Body																							
Flat Head Part Hexagon Body																							
Reduced Head Part Hexagon Body																							

 = Ideal for this application



SELECTING THE RIGHT **BLIND RIVET NUT**

As with rivets, a user must take into account a number of considerations when choosing the right rivet nut to use. We have put together some guidance to help you as a supplier, advise your customers how to select the right one for their application.

MATERIAL CHOICE

Both the rivet nut and the materials to be fastened will affect the ultimate joint strength. The rivet nut body material selection would generally be the same as the material(s) being assembled i.e. an aluminium body into an aluminium section. A marked dissimilarity of materials may cause joint failure due either to material fatigue or galvanic corrosion.

BLIND RIVET NUT HEAD STYLE

The flat head rivet nut is appropriate for most applications including when soft or brittle materials are fastened to a rigid backing member. This will spread the load over a greater surface area. Where a flush surface is required, the countersunk head rivet style should be selected if there is enough material thickness to form a countersunk hole, slightly deeper than the head thickness of the rivet nut. If not, or the material is very thin material, then a reduced head version would be more suitable.

HOLE SIZE

Hole size can be important in blind riveting. Too small a hole will, of course, make rivet nut insertion difficult and conversely too big a hole will cause a rivet nut to fail. Best practice is to follow the hole size recommendations provided in the technical data.

JOINT THICKNESS (GRIP RANGE)

Firstly, measure the total thickness of the materials to be joined. This determines the required "grip" of the rivet nut you select. Refer to the "Grip Range" column and select a rivet nut with a grip range that includes the thickness required. Please note, that insufficient rivet nut length will not allow proper deformation at the back of the work and could result in rivet nut failure.

RIVET JOINT STRENGTH

The single-joint tensile and shear values vary from application to application. The functions of total joint strength, fastener spacing, rivet nut body material and rivet nut diameter are all factors that result in the final shear and tensile strengths required. Refer to the technical data supplied for typical strength values.

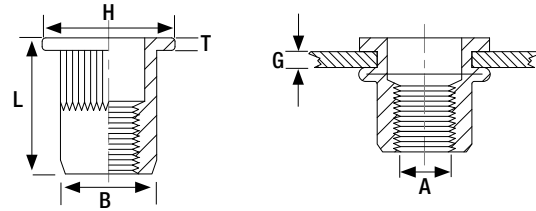
The above information should be used in conjunction with the technical data found on pages 92 to 116 for the individual ranges of JRP blind rivet nuts.



TECHNICAL DATA

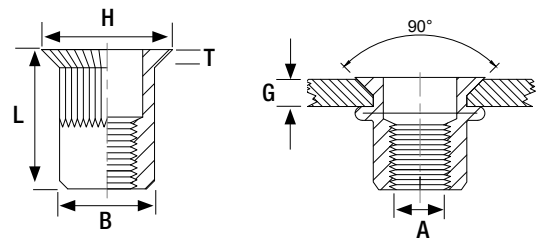
HOW TO MEASURE A BLIND RIVET NUT

Flat Head - the rivet nut body length (L) is always measured overall.



B = body diameter
L = body length
H = rivet nut head diameter
T = rivet nut head thickness
A = thread size
G = grip range

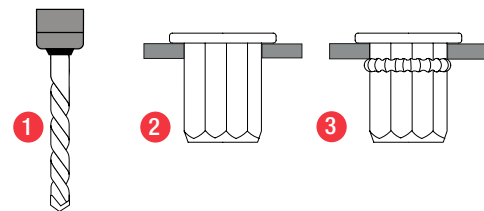
Countersunk Head or Reduced Head - the rivet body length (L) is always measured from the top of the head to the end of the body.




B = body diameter
L = body length
H = rivet nut head diameter
T = rivet nut head thickness
A = thread size
G = grip range

HOW TO INSTALL A BLIND RIVET NUT

Blind rivet nuts have a simple and rapid installation.

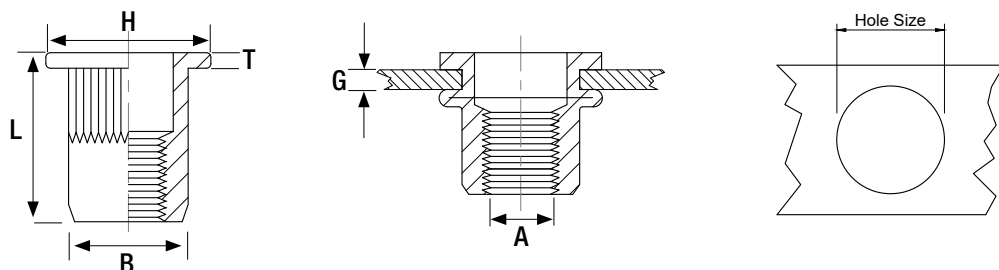


- 1 Firstly drill the hole.
- 2 To set the nut, screw it onto the threaded mandrel of the setting tool, and insert into the component hole. The nut is then set through the stroke of the setting tool pulling it up onto the material. This causes the collapsible part of the nut to form on the rear of the material or blindside.
- 3 After the threaded mandrel of the setting tool is removed, the rivet nut thread is left ready for use.



FLAT HEAD ROUND KNURLED BODY BLIND RIVET NUT

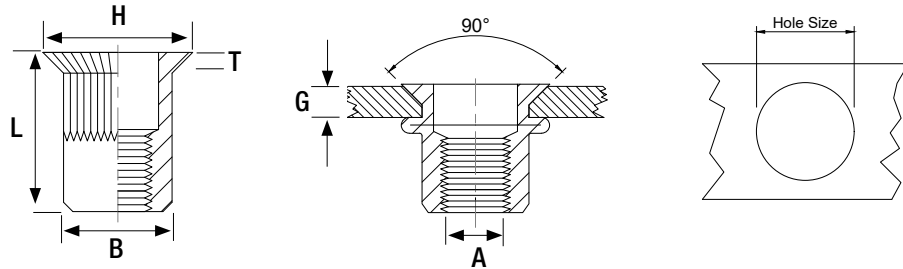
Steel Zinc&Clr Tri8 (AISI1008)



Thread Size mm (A)	Article Number	Grip Range Min mm (G)	Grip Range Max mm (G)	Hole Size mm	Body Diameter mm (B)	Flange Diameter mm (H)	Flange Thickness mm (T)	Body Overall Length mm (L)	Max Tightening Torque Nm	Tensile Strength N	Box Quantity	Price £ Per 1000
M3	RNSFH0315	0.5	1.5	5.0	4.9	8.0	0.8	10.0	1.0	3900	2000	£32.52
	RNSFH0335	2.0	3.5					11.5			2000	£36.10
M4	RNSFH0420	0.5	2.0	6.0	5.9	9.0	0.9	10.5	3.0	6800	1500	£32.83
	RNSFH0435	2.0	3.5					12.0			1500	£36.36
M5	RNSFH0525	0.5	2.5	7.0	6.9	10.0	1.0	13.0	6.0	10000	1000	£37.92
	RNSFH0550	2.5	5.0					16.5			500	£47.43
	RNSFH0580	5.0	8.0					19.0			350	£47.43
M6	RNSFH0630	0.5	3.0	9.0	8.9	12.3	1.3	15.5	10.0	15000	500	£44.16
	RNSFH0655	3.0	5.5					19.5			400	£49.03
	RNSFH0680	5.5	8.0					21.0			300	£54.75
M8	RNSFH0835	1.0	3.5	11.0	10.9	14.5	1.5	18.5	24.0	27000	250	£76.56
	RNSFH0860	3.5	6.0					21.0			250	£78.52
	RNSFH0880	5.0	8.0					23.0			200	£90.65
M10	RNSFH1040	1.0	4.0	13.0	12.9	17.0	1.7	21.5	32.0	28500	250	£125.37
	RNSFH1065	4.0	6.5					24.0			200	£128.67
	RNSFH1090	6.5	9.0					27.0			100	£172.88
M12	RNSFH1240	1.0	4.0	16.0	15.9	22.0	2.0	25.0	44.0	48000	100	£246.54
	RNSFH1260	3.5	6.0					28.0			80	£257.81

COUNTERSUNK HEAD ROUND KNURLED BODY BLIND RIVET NUT

Steel Zinc&Clr Tri8 (AISI1008)

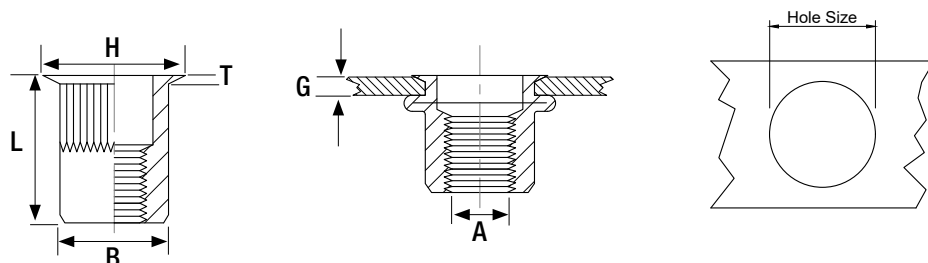


Thread Size mm (A)	Article Number	Grip Range Min mm (G)	Grip Range Max mm (G)	Hole Size mm	Body Diameter mm (B)	Flange Diameter mm (H)	Flange Thickness mm (T)	Body Overall Length mm (L)	Max Tightening Torque Nm	Tensile Strength N	Box Quantity	Price £ Per 1000
M3	RNSCH0325	1.5	2.5	5.0	4.9	7.5	1.5	9.5	1.0	3900	2000	£43.36
	RNSCH0340	2.5	4.0					10.5			2000	£48.14
M4	RNSCH0430	1.5	3.0	6.0	5.9	8.5		12.0	3.0	6800	1500	£43.78
	RNSCH0450	3.0	5.0					13.0			1500	£48.48
M5	RNSCH0535	2.0	3.5	7.0	6.9	10.0		13.0	6.0	10000	1000	£50.56
	RNSCH0550	3.0	5.0					15.0			500	£54.54
M6	RNSCH0640	1.5	4.0	9.0	8.9	12.0		15.5	10.0	15000	500	£58.88
	RNSCH0660	4.0	6.0					17.0			400	£65.38
M8	RNSCH0845	2.0	4.5	11.0	10.9	14.0		18.5	24.0	27000	250	£102.09
	RNSCH0860	4.5	6.0					19.0			250	£104.69
M10	RNSCH1050	2.0	5.0	13.0	12.9	16.0	21.0	32.0	28500	250	£167.17	
	RNSCH1065	3.5	6.5				24.0			250	£171.57	
M12	RNSCH1250	2.0	5.0	16.0	15.9	19.0	24.0	44.0	48000	100	£328.72	
	RNSCH1270	5.0	7.0				29.0			100	£343.74	

Grip range and test data are guide figures only

REDUCED HEAD ROUND KNURLED BODY (Metric) BLIND RIVET NUT

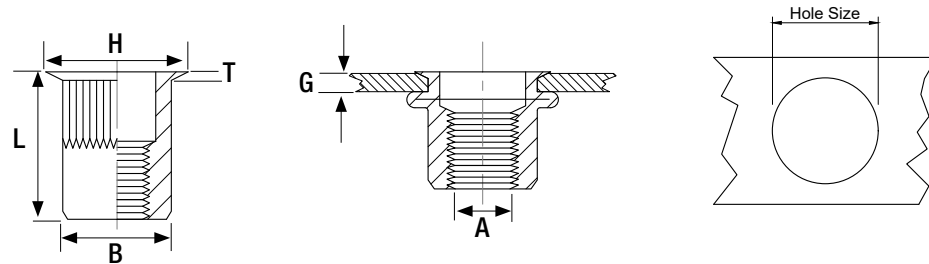
Steel Zinc&Clr Tri8 (AISI1008)



Thread Size mm (A)	Article Number	Grip Range Min mm (G)	Grip Range Max mm (G)	Hole Size mm	Body Diameter mm (B)	Flange Diameter mm (H)	Flange Thickness mm (T)	Body Overall Length mm (L)	Max Tightening Torque Nm	Tensile Strength N	Box Quantity	Price £ Per 1000
M3	RNSRH0320	0.5	2.0	5.0	4.9	6.0	0.5	9.0	1.0	3900	2000	£39.22
	RNSRH0335	1.5	3.0					11.5			2000	£43.55
M4	RNSRH0420	0.5	2.0	6.0	5.9	7.0	0.5	11.5	3.0	6800	1500	£39.61
	RNSRH0440	2.0	4.0					13.0			1500	£43.87
M5	RNSRH0520	0.5	2.0	7.0	6.9	8.0	0.5	11.5	6.0	10000	1000	£43.47
	RNSRH0540	2.0	4.0					13.0			500	£47.70
M6	RNSRH0625	0.5	2.5	9.0	8.9	10.0	0.6	14.0	10.0	15000	500	£53.27
	RNSRH0650	2.5	5.0					16.0			400	£59.16
M8	RNSRH0830	0.5	3.0	11.0	10.9	12.0	0.7	16.5	24.0	27000	250	£71.93
	RNSRH0850	3.0	5.0					18.5			250	£73.11
M10	RNSRH1035	1.0	3.5	13.0	12.9	14.0	0.7	19.5	32.0	28500	250	£123.74
	RNSRH1060	3.5	6.0					22.0			250	£127.00
M12	RNSRH1240	1.0	4.0	16.0	15.9	17.5	0.8	24.0	44.0	48000	100	£297.42
	RNSRH1265	4.0	6.5					27.5			100	£311.01

REDUCED HEAD ROUND KNURLED BODY (Imperial) BLIND RIVET NUT

Steel Zinc&Clr Tri8 (AISI1008)



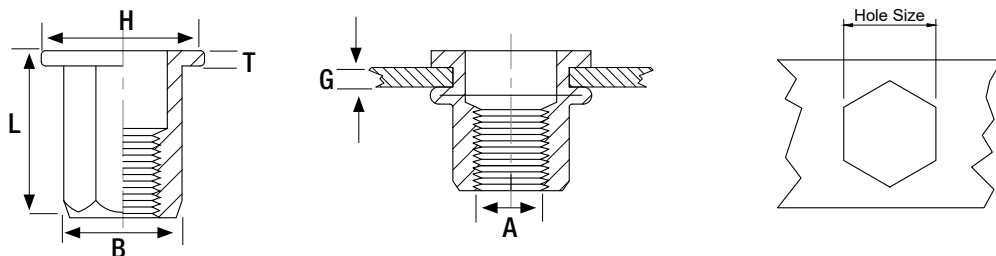
Thread Size mm (A)	Article Number	Grip Range Min mm (G)	Grip Range Max mm (G)	Hole Size mm	Body Diameter mm (B)	Flange Diameter mm (H)	Flange Thickness mm (T)	Body Overall Length mm (L)	Max Tightening Torque Nm	Tensile Strength N	Box Quantity	Price £ Per 1000
M3	RNSRHIO315	0.5	1.5	4.8	4.7	5.4	0.4	9.0	1.0	3900	1500	£49.52
M4	RNSRHIO420	0.5	2.0	6.4	6.3	7.0	0.5	10.5	3.0	6800	1500	£51.94
M5	RNSRHIO525	0.5	2.5	7.2	7.1	7.8	0.5	12.0	6.0	10000	1000	£53.54
M6	RNSRHIO630	1.0	3.0	9.6	9.5	10.3	0.6	15.0	10.0	15000	400	£70.02
M8	RNSRHIO835	1.0	3.5	10.6	10.5	11.3	0.6	16.0	24.0	27000	250	£113.52
M10	RNSRHIO1040	1.0	4.0	12.8	12.7	13.8	0.7	20.0	32.0	28500	TBC	POA

Grip range and test data are guide figures only



FLAT HEAD FULL HEXAGON BODY BLIND RIVET NUT

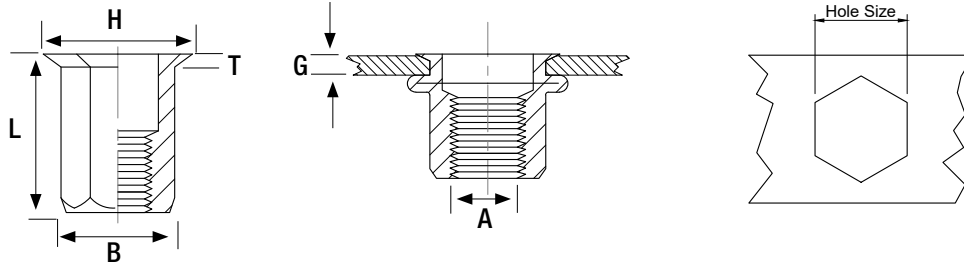
Steel Zinc&Clr Tri8 (AISI1008)



Thread Size mm (A)	Article Number	Grip Range Min mm (G)	Grip Range Max mm (G)	Hole Size mm	Body Diameter mm (B)	Flange Diameter mm (H)	Flange Thickness mm (T)	Body Overall Length mm (L)	Max Tightening Torque Nm	Tensile Strength N	Box Quantity	Price £ Per 1000
M4	RNSFHH0420	0.5	2.0	6.0	5.9	9.0	0.8	11.0	4.0	6800	1500	£51.33
M5	RNSFHH0525	0.5	2.5	7.0	6.9	10.0	1.0	14.0	6.5	10000	1000	£55.07
	RNSFHH0550	2.5	5.0					16.5		10000	500	£60.67
M6	RNSFHH0630	0.5	3.0	9.0	8.9	12.7	1.3	15.0	12.0	15000	500	£63.35
	RNSFHH0655	3.0	5.5					19.5		15000	500	£66.01
M8	RNSFHH0835	1.0	3.5	11.0	10.9	16.0	1.5	18.0	31.0	27000	250	£114.36
	RNSFHH0855	3.5	5.5					21.0		27000	250	£117.02
M10	RNSFHH1035	1.0	3.5	13.0	12.9	18.0	1.7	21.0	42.0	28500	250	£180.37
	RNSFHH1060	3.5	6.0					24.0		28500	200	£184.78
M12	RNSFHH1250	2.0	5.0	16.0	15.9	23.0	2.0	27.0	58.0	48000	50	£381.01

REDUCED HEAD FULL HEXAGON BODY BLIND RIVET NUT

Steel Zinc&Clr Tri8 (AISI1008)



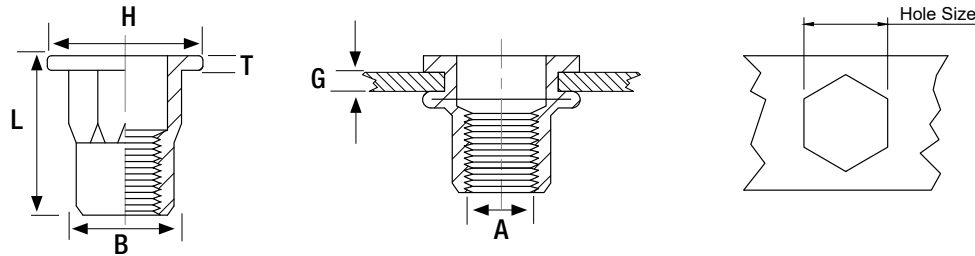
Thread Size mm (A)	Article Number	Grip Range Min mm (G)	Grip Range Max mm (G)	Hole Size mm	Body Diameter mm (B)	Flange Diameter mm (H)	Flange Thickness mm (T)	Body Overall Length mm (L)	Max Tightening Torque Nm	Tensile Strength N	Box Quantity	Price £ Per 1000
M4	RNSRHH0425	0.5	2.5	6.0	5.9	7.0	0.5	11.0	4.0	6800	1500	£51.33
M5	RNSRHH0530	0.5	3.0	7.0	6.9	8.0		14.5	6.5	10000	1000	£55.07
	RNSRHH0550	3.0	5.0				500	£60.67				
M6	RNSRHH0635	1.0	3.5	9.0	8.9	10.0	0.6	16.0	12.0	15000	500	£63.35
	RNSRHH0660	3.0	6.0					500			£66.01	
M8	RNSRHH0840	1.0	4.0	11.0	10.9	12.0	0.7	18.0	31.0	27000	250	£114.36
	RNSRHH0860	4.0	6.0					250			£117.02	
M10	RNSRHH1035	1.0	3.5	13.0	12.9	14.5	0.8	19.0	42.0	28500	250	£180.37
	RNSRHH1060	3.5	6.0					250			£184.78	
M12	RNSRHH1240	1.0	4.0	16.0	15.9	17.5	1.0	25.0	58.0	48000	100	£381.01

Grip range and test data are guide figures only



FLAT HEAD PART HEXAGON BODY BLIND RIVET NUT

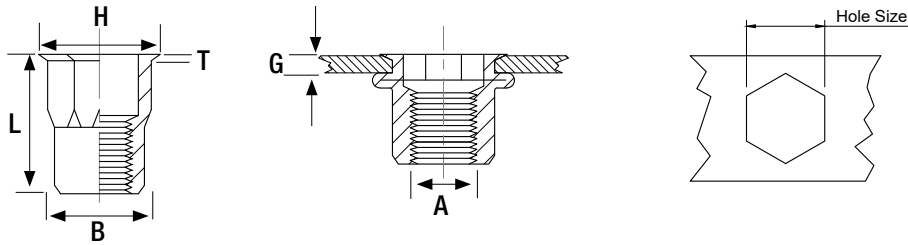
Steel Zinc&Clr Tri8 (AISI1008)



Thread Size mm (A)	Article Number	Grip Range Min mm (G)	Grip Range Max mm (G)	Hole Size mm	Body Diameter mm (B)	Flange Diameter mm (H)	Flange Thickness mm (T)	Body Overall Length mm (L)	Max Tightening Torque Nm	Tensile Strength N	Box Quantity	Price £ Per 1000
M4	RNSFHPPH0420	0.5	2.0	6.0	5.9	9.0	0.8	11.0	4.0	6800	1000	£53.09
M5	RNSFHPPH0525	0.5	2.5	7.0	6.9	10.0	1.0	13.0	6.5	10000	1000	£55.61
M6	RNSFHPPH0630	0.5	3.0	9.0	8.9	12.5	1.4	15.5	12.0	15000	500	£59.76
M8	RNSFHPPH0835	1.0	3.5	11.0	10.9	16.0	1.5	18.0	31.0	27000	250	£107.88
M10	RNSFHPPH1035	1.0	3.5	13.0	12.9	18.0	1.7	21.0	42.0	28500	250	£170.16

REDUCED HEAD PART HEXAGON BODY BLIND RIVET NUT

Steel Zinc&Clr Tri8 (AISI1008)



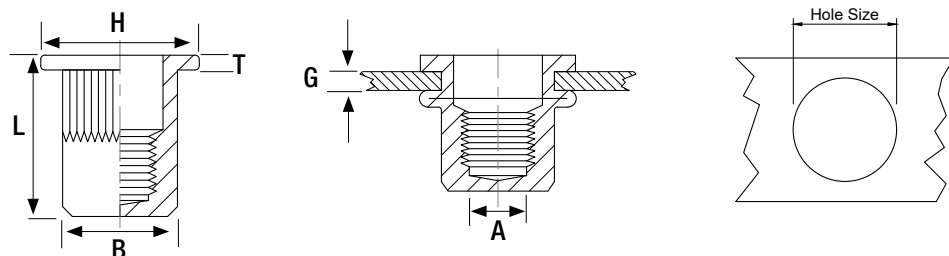
Thread Size mm (A)	Article Number	Grip Range Min mm (G)	Grip Range Max mm (G)	Hole Size mm	Body Diameter mm (B)	Flange Diameter mm (H)	Flange Thickness mm (T)	Body Overall Length mm (L)	Max Tightening Torque Nm	Tensile Strength N	Box Quantity	Price £ Per 1000
M4	RNSRHPH0420	0.5	2.0	6.0	5.9	7.0	0.5	12.0	4.0	6800	1000	£53.09
M5	RNSRHPH0525	0.5	2.5	7.0	6.9	8.0	0.5	13.0	6.5	10000	1000	£55.61
M6	RNSRHPH0635	1.0	3.5	9.0	8.9	10.0	0.6	16.0	12.0	15000	500	£59.76
M8	RNSRHPH0835	1.0	3.5	11.0	10.9	12.0	0.7	17.5	31.0	27000	250	£107.88
M10	RNSRHPH1040	1.0	4.0	13.0	12.9	14.5	0.8	21.0	42.0	28500	250	£170.16

Grip range and test data are guide figures only



FLAT HEAD ROUND KNURLED BODY CLOSED BLIND RIVET NUT

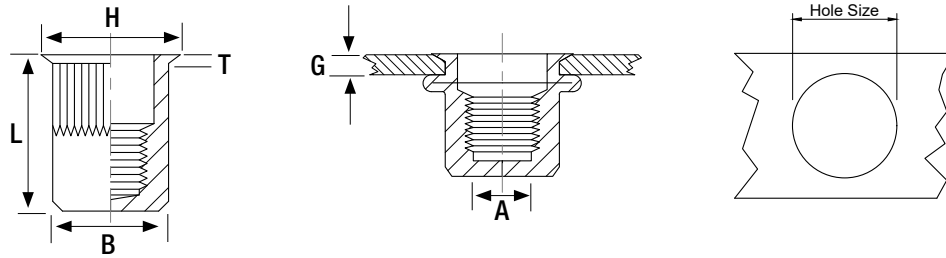
Steel Zinc&Clr Tri8 (AISI1008)



Thread Size mm (A)	Article Number	Grip Range Min mm (G)	Grip Range Max mm (G)	Hole Size mm	Body Diameter mm (B)	Flange Diameter mm (H)	Flange Thickness mm (T)	Body Overall Length mm (L)	Max Tightening Torque Nm	Tensile Strength N	Box Quantity	Price £ Per 1000
M3	RNSFHC0315	0.5	1.5	5.0	4.9	8.0	0.8	15.0	1.0	3900	1000	£99.33
	RNSFHC0335	2.0	3.5					16.0			1000	£106.11
M4	RNSFHC0420	0.5	2.0	6.0	5.9	9.0	0.8	16.0	3.0	6800	1000	£99.33
	RNSFHC0440	2.0	4.0					18.0			500	£108.61
M5	RNSFHC0530	0.5	3.0	7.0	6.9	10.0	1.0	17.0	6.0	10000	500	£114.21
	RNSFHC0550	2.5	5.0					19.0			300	£117.74
M6	RNSFHC0630	0.5	3.0	9.0	8.9	12.3	1.3	19.2	10.0	15000	300	£128.34
	RNSFHC0650	3.0	5.0					21.0			200	£140.26
M8	RNSFHC0830	0.5	3.0	11.0	10.9	15.0	1.5	21.5	24.0	27000	250	£180.37
	RNSFHC0855	3.0	5.5					24.0			250	£193.57
M10	RNSFHC1040	1.0	4.0	13.0	12.9	17.0	1.6	27.0	32.0	28500	200	£318.53
	RNSFHC1060	3.5	6.0					32.5			200	£321.14

COUNTERSUNK HEAD ROUND KNURLED BODY CLOSED BLIND RIVET NUT

Steel Zinc&Clr Tri8 (AISI1008)

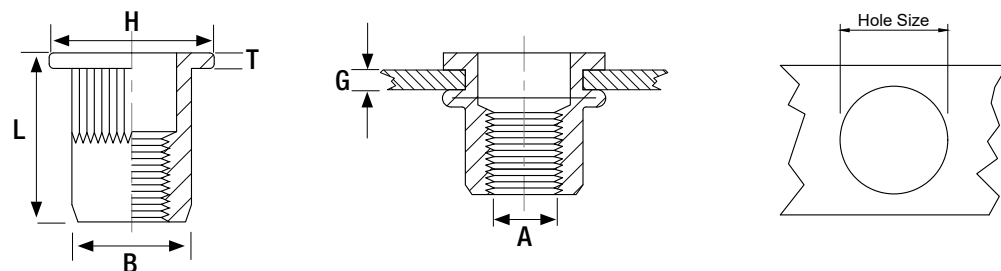


Thread Size mm (A)	Article Number	Grip Range Min mm (G)	Grip Range Max mm (G)	Hole Size mm	Body Diameter mm (B)	Flange Diameter mm (H)	Flange Thickness mm (T)	Body Overall Length mm (L)	Max Tightening Torque Nm	Tensile Strength N	Box Quantity	Price £ Per 1000
M3	RNSCHC0325	1.5	2.5	5.0	4.9	7.5	1.5	15.5	1.0	3900	1000	£99.33
	RNSCHC0340	2.5	4.0					17.5			1000	£106.11
M4	RNSCHC0430	1.5	3.0	6.0	5.9	9.0		17.5	3.0	6800	1000	£99.33
	RNSCHC0450	3.0	5.0					19.5			500	£108.61
M5	RNSCHC0535	1.5	3.5	7.0	6.9	10.0		19.5	6.0	10000	500	£114.21
	RNSCHC0550	3.5	5.0					23.5			300	£117.74
M6	RNSCHC0640	1.5	4.0	9.0	8.9	12.0		23.5	10.0	15000	300	£128.34
	RNSCHC0660	4.0	6.0					25.5			200	£140.26
M8	RNSCHC0845	1.5	4.5	11.0	10.9	14.0		26.5	24.0	27000	250	£180.37
	RNSCHC0860	4.5	6.0					29.5			250	£193.57
M10	RNSCHC1050	1.5	5.0	13.0	12.9	16.0	30.0	32.0	28500	200	£318.53	
	RNSCHC1065	4.5	6.5				32.5			200	£321.14	

Grip range and test data are guide figures only

FLAT HEAD ROUND KNURLED BODY BLIND RIVET NUT

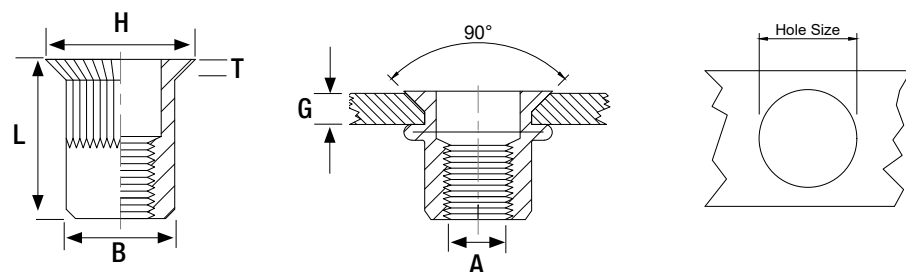
A2 Stainless Steel (AISI304)



Thread Size mm (A)	Article Number	Grip Range Min mm (G)	Grip Range Max mm (G)	Hole Size mm	Body Diameter mm (B)	Flange Diameter mm (H)	Flange Thickness mm (T)	Body Overall Length mm (L)	Max Tightening Torque Nm	Tensile Strength N	Box Quantity	Price £ Per 1000
M3	RNSSFH0320	0.5	1.5	5.0	4.9	7.0	0.8	9.0	1.0	3900	2000	£215.36
M4	RNSSFH0420	0.5	2.0	6.0	5.9	9.0		10.5	3.0	6800	1000	£215.36
	RNSSFH0440	2.0	4.0				12.0	1000			£254.13	
M5	RNSSFH0525	0.5	2.5	7.0	6.9	10.0	1.0	13.0	6.0	10000	1000	£223.97
	RNSSFH0545	2.0	4.0					15.0			500	£275.61
	RNSSFH0580	5.5	8.0					19.0			500	£291.71
M6	RNSSFH0630	0.5	3.0	9.0	8.9	12.5	1.5	15.0	10.0	15000	500	£252.37
	RNSSFH0650	3.0	5.0					19.5			500	£290.30
	RNSSFH0680	5.5	8.0					21.0			300	£330.43
M8	RNSSFH0835	1.0	3.5	11.0	10.9	15.0	1.8	18.5	24.0	27000	250	£373.12
	RNSSFH0860	3.5	5.5					21.5			250	£430.72
	RNSSFH0880	5.0	8.0					23.5			200	£475.27
M10	RNSSFH1035	1.0	4.0	13.0	12.9	17.0	1.8	21.0	32.0	28500	250	£708.93
	RNSSFH1055	4.0	6.0					24.0			250	£775.27
M12	RNSSFH1240	1.0	4.0	16.0	15.9	22.0	2.0	25.0	44.0	48000	100	£1,020.23

COUNTERSUNK HEAD ROUND KNURLED BODY BLIND RIVET NUT

 A2 Stainless Steel (AISI304)

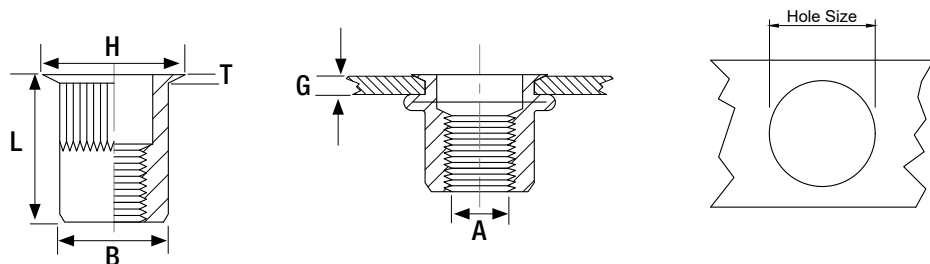


Thread Size mm (A)	Article Number	Grip Range Min mm (G)	Grip Range Max mm (G)	Hole Size mm	Body Diameter mm (B)	Flange Diameter mm (H)	Flange Thickness mm (T)	Body Overall Length mm (L)	Max Tightening Torque Nm	Tensile Strength N	Box Quantity	Price £ Per 1000
M3	RNSSCH0330	1.6	3.0	5.0	4.9	7.5	1.5	8.5	1.0	3900	2000	£216.11
M4	RNSSCH0435	1.5	3.0	6.0	5.9	9.0		12.0	3.0	6800	1000	£215.36
	RNSSCH0450	3.0	4.5					13.0				1500
M5	RNSSCH0535	1.5	3.5	7.0	6.9	10.0		13.0	6.0	10000	500	£223.97
	RNSSCH0550	3.5	5.0					15.0				500
M6	RNSSCH0640	1.5	4.0	9.0	8.9	12.0		15.5	10.0	15000	500	£252.37
	RNSSCH0660	4.0	6.0					17.0				400
M8	RNSSCH0845	2.0	4.5	11.0	10.9	14.0		18.5	24.0	27000	250	£387.63
	RNSSCH0860	4.5	6.0					19.0				250
M10	RNSSCH1045	2.0	5.0	13.0	12.9	16.0		1.7	21.0	32.0	28500	250
	RNSSCH1060	5.0	6.5				24.0		100			£804.94
M12	RNSSCH1250	1.7	5.0	16.0	15.9	18.0	1.8	24.0	44.0	48000	100	£1,020.23
	RNSSCH1275	4.5	7.5					27.5			100	£1,046.95

Grip range and test data are guide figures only

REDUCED HEAD ROUND KNURLED BODY BLIND RIVET NUT

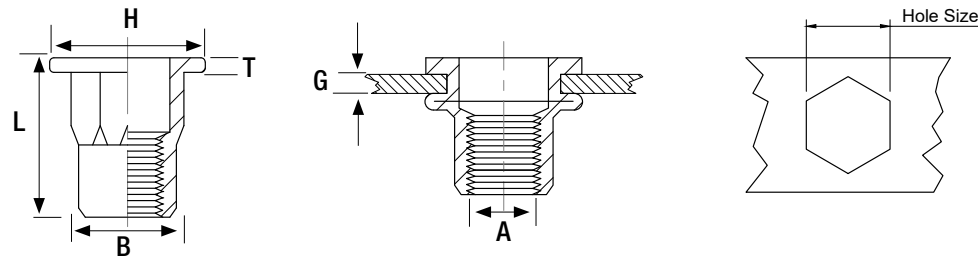
A2 Stainless Steel (AISI304)



Thread Size mm (A)	Article Number	Grip Range Min mm (G)	Grip Range Max mm (G)	Hole Size mm	Body Diameter mm (B)	Flange Diameter mm (H)	Flange Thickness mm (T)	Body Overall Length mm (L)	Max Tightening Torque Nm	Tensile Strength N	Box Quantity	Price £ Per 1000
M3	RNSSRH0325	1.5	2.5	5.0	4.9	5.5	0.4	11.5	1.0	3900	2000	£184.59
M4	RNSSRH0420	0.5	2.0	6.0	5.9	7.0	0.5	10.5	3.0	6800	1000	£184.59
	RNSSRH0440	2.0	4.0					13.0			1000	£217.83
M5	RNSSRH0520	0.5	2.0	7.0	6.9	8.0	0.6	11.5	6.0	10000	1000	£191.98
	RNSSRH0540	2.0	4.0					13.0			1000	£236.24
M6	RNSSRH0630	0.5	2.5	9.0	8.9	10.0	0.6	14.0	10.0	15000	500	£216.32
	RNSSRH0650	2.5	5.0					16.0			500	£248.83
M8	RNSSRH0835	0.5	3.0	11.0	10.9	12.3	0.6	16.5	24.0	27000	250	£332.26
	RNSSRH0850	3.0	5.0					19.5			250	£348.29
M10	RNSSRH1035	1.0	3.5	13.0	12.9	14.5	0.9	17.7	32.0	28500	250	£530.53
	RNSSRH1060	3.5	6.0					23.0			250	£565.51
M12	RNSSRH1235	1.0	4.0	16.0	15.9	16.5	0.9	24.2	44.0	48000	100	£874.48
	RNSSRH1260	4.0	6.5					27.0			100	£897.38

FLAT HEAD PART HEXAGON BODY BLIND RIVET NUT

● A2 Stainless Steel (AISI304)

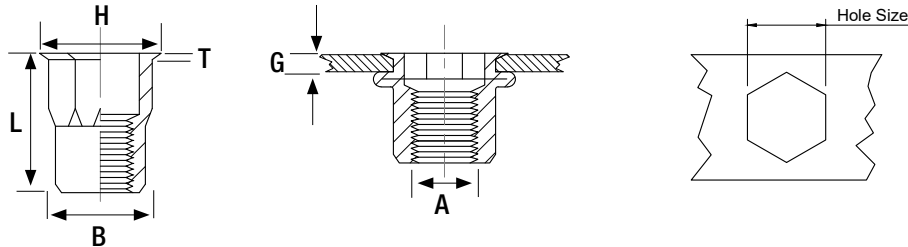


Thread Size mm (A)	Article Number	Grip Range Min mm (G)	Grip Range Max mm (G)	Hole Size mm	Body Diameter mm (B)	Flange Diameter mm (H)	Flange Thickness mm (T)	Body Overall Length mm (L)	Max Tightening Torque Nm	Tensile Strength N	Box Quantity	Price £ Per 1000
M4	RNSSFHPH0425	0.5	2.0	6.0	5.9	9.0	0.8	11.0	4.0	6800	1000	£221.83
M5	RNSSFHPH0535	0.5	2.5	7.0	6.9	10.0	1.0	12.0	6.5	10000	1000	£235.69
M6	RNSSFHPH0635	0.5	3.0	9.0	8.9	12.7	1.5	15.5	12.0	15000	500	£260.01
M8	RNSSFHPH0835	1.0	3.5	11.0	10.9	15.0	1.5	18.0	31.0	27000	250	£406.34
M10	RNSSFHPH1040	1.0	4.0	13.0	12.9	17.0	1.8	21.0	42.0	28500	250	£706.99

Grip range and test data are guide figures only

REDUCED HEAD PART HEXAGON BODY BLIND RIVET NUT

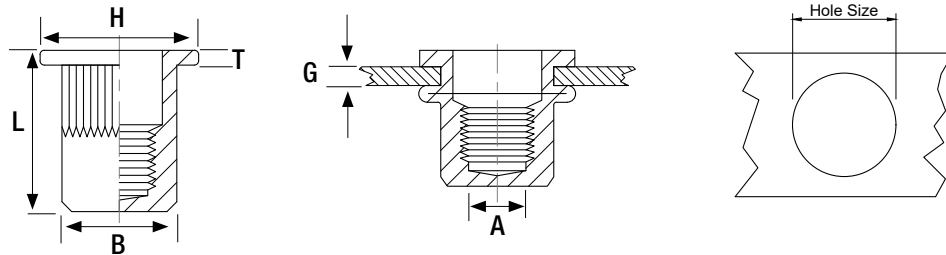
 A2 Stainless Steel (AISI304)



Thread Size mm (A)	Article Number	Grip Range Min mm (G)	Grip Range Max mm (G)	Hole Size mm	Body Diameter mm (B)	Flange Diameter mm (H)	Flange Thickness mm (T)	Body Overall Length mm (L)	Max Tightening Torque Nm	Tensile Strength N	Box Quantity	Price £ Per 1000
M4	RNSSRHPH0425	0.5	2.0	6.0	5.9	7.0	0.5	12.0	4.0	6800	1000	£221.83
M5	RNSSRHPH0525	0.5	2.5	7.0	6.9	8.0	0.6	13.0	6.5	10000	1000	£235.69
M6	RNSSRHPH0630	1.0	3.0	9.0	8.9	10.0	0.6	16.0	12.0	15000	500	£260.01
M8	RNSSRHPH0835	1.0	3.5	11.0	10.9	12.5	0.6	17.5	31.0	27000	250	£406.34
M10	RNSSRHPH1035	1.0	4.0	13.0	12.9	14.3	0.9	21.0	42.0	28500	250	£706.99

FLAT HEAD ROUND KNURLED BODY CLOSED BLIND RIVET NUT

A2 Stainless Steel (AISI304)

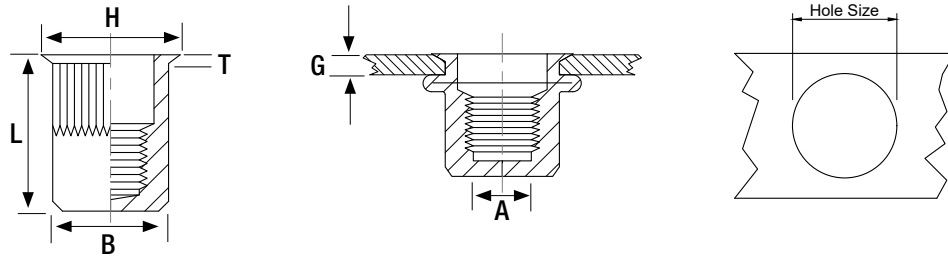


Thread Size mm (A)	Article Number	Grip Range Min mm (G)	Grip Range Max mm (G)	Hole Size mm	Body Diameter mm (B)	Flange Diameter mm (H)	Flange Thickness mm (T)	Body Overall Length mm (L)	Max Tightening Torque Nm	Tensile Strength N	Box Quantity	Price £ Per 1000
M3	RNSSFHC0320	0.5	1.5	5.0	4.9	7.0	0.8	13.0	1.2	4000	2000	£430.72
M4	RNSSFHC0420	0.5	2.0	6.0	5.9	9.0		16.0	3.0	6800	1000	£430.72
	RNSSFHC0440	2.0	4.0				18.0	1000				£456.50
M5	RNSSFHC0525	0.5	2.5	7.0	6.9	10.0	1.0	17.0	6.0	10000	500	£447.89
	RNSSFHC0540	2.0	4.0					19.0			500	£455.05
M6	RNSSFHC0630	0.5	3.0	9.0	8.9	12.5	1.5	19.2	10.0	15000	500	£521.13
	RNSSFHC0655	3.0	5.0					21.0			500	£555.60
M8	RNSSFHC0835	1.0	3.5	11.0	10.9	15.0	1.5	21.5	24.0	27000	250	£742.49
	RNSSFHC0860	3.5	5.5					24.0			250	£775.27
M10	RNSSFHC1035	1.0	4.0	13.0	12.9	17.0	1.8	27.0	32.0	28500	100	£1,017.25
	RNSSFHC1060	4.0	6.0					30.0			50	£1,052.17

Grip range and test data are guide figures only

COUNTERSUNK HEAD ROUND KNURLED BODY CLOSED BLIND RIVET NUT

A2 Stainless Steel (AISI304)

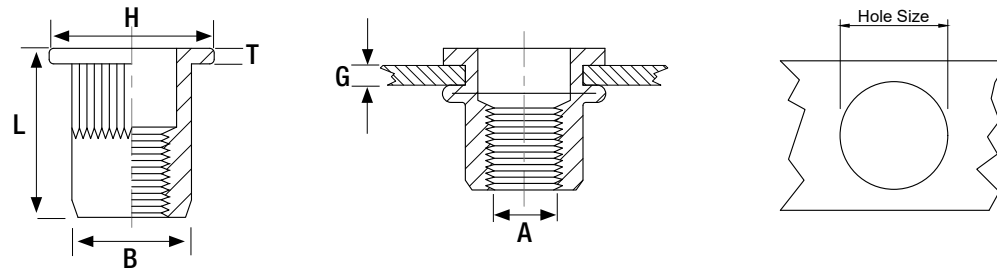


Thread Size mm (A)	Article Number	Grip Range Min mm (G)	Grip Range Max mm (G)	Hole Size mm	Body Diameter mm (B)	Flange Diameter mm (H)	Flange Thickness mm (T)	Body Overall Length mm (L)	Max Tightening Torque Nm	Tensile Strength N	Box Quantity	Price £ Per 1000
M4	RNSSCHC0435	1.5	3.5	6.0	5.9	9.0	1.5	17.5	3.0	6800	1000	£430.72
M5	RNSSCHC0535	1.5	3.5	7.0	6.9	10.0	1.5	20.0	6.0	10000	500	£447.89
M6	RNSSCHC0640	1.5	4.0	9.0	8.9	12.0	1.5	23.0	10.0	15000	500	£521.13
M8	RNSSCHC0845	1.5	4.5	11.0	10.9	14.0	1.5	26.5	24.0	27000	250	£742.49
M10	RNSSCHC1050	1.5	5.0	13.0	12.9	16.0	1.7	30.0	32.0	28500	100	£1,017.25



FLAT HEAD ROUND KNURLED BODY BLIND RIVET NUT

● A4 Stainless Steel (AISI316)

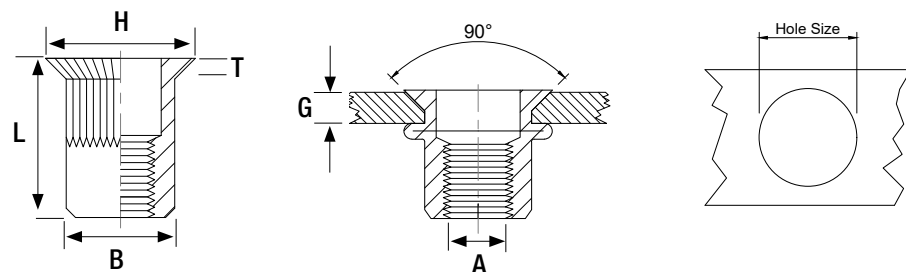


Thread Size mm (A)	Article Number	Grip Range Min mm (G)	Grip Range Max mm (G)	Hole Size mm	Body Diameter mm (B)	Flange Diameter mm (H)	Flange Thickness mm (T)	Body Overall Length mm (L)	Max Tightening Torque Nm	Tensile Strength N	Box Quantity	Price £ Per 1000
M3	RNSS4FH0320	0.5	1.5	5.0	4.9	7.0	0.8	9.0	1.0	3900	2000	£341.75
M4	RNSS4FH0420	0.5	2.0	6.0	5.9	9.0		10.5	3.0	6800	1500	£342.18
M5	RNSS4FH0525	0.5	2.5	7.0	6.9	10.0	1.0	13.0	6.0	10000	1000	£357.41
M6	RNSS4FH0630	0.5	3.0	9.0	8.9	12.5	1.5	15.5	10.0	15000	500	£412.66
	RNSS4FH0650	3.0	5.0					19.5			400	£437.86
M8	RNSS4FH0835	1.0	3.5	11.0	10.9	15.0		18.5	24.0	27000	300	£631.81
	RNSS4FH0860	3.5	5.5					21.5			250	£657.44
M10	RNSS4FH1035	1.0	4.0	13.0	12.9	17.0	1.8	21.0	32.0	28500	150	£1,191.64
M12	RNSS4FH1240	1.0	4.0	16.0	15.9	22.0	2.0	25.0	44.0	48000	100	£1,703.54

Grip range and test data are guide figures only

COUNTERSUNK HEAD ROUND KNURLED BODY BLIND RIVET NUT

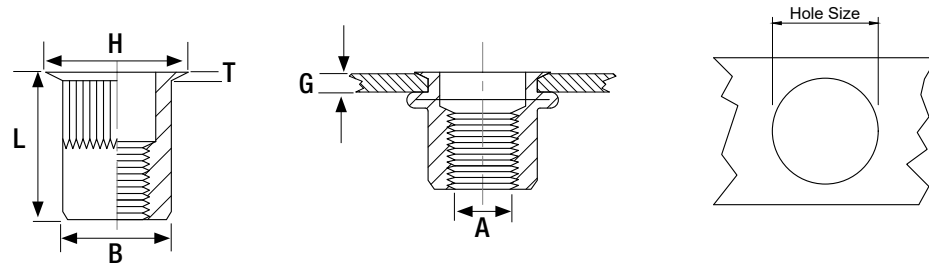
● A4 Stainless Steel (AISI316)



Thread Size mm (A)	Article Number	Grip Range Min mm (G)	Grip Range Max mm (G)	Hole Size mm	Body Diameter mm (B)	Flange Diameter mm (H)	Flange Thickness mm (T)	Body Overall Length mm (L)	Max Tightening Torque Nm	Tensile Strength N	Box Quantity	Price £ Per 1000
M3	RNSS4CH0330	0.5	1.5	5.0	4.9	7.5	1.5	8.5	1.0	3900	2000	£341.75
M4	RNSS4CH0435	0.5	2.0	6.0	5.9	9.0	1.5	12.0	3.0	6800	1500	£342.18
M5	RNSS4CH0535	0.5	2.0	7.0	6.9	10.0	1.5	13.0	6.0	10000	1000	£357.41
M6	RNSS4CH0640	0.5	2.5	9.0	8.9	12.0	1.5	15.5	10.0	15000	500	£412.66
M8	RNSS4CH0845	0.5	3.0	11.0	10.9	14.0	1.5	18.5	24.0	27000	300	£631.81
M10	RNSS4CH1045	1.0	3.5	13.0	12.9	16.0	1.7	21.0	32.0	28500	150	£1,191.64

REDUCED HEAD ROUND KNURLED BODY BLIND RIVET NUT

 A4 Stainless Steel (AISI316)



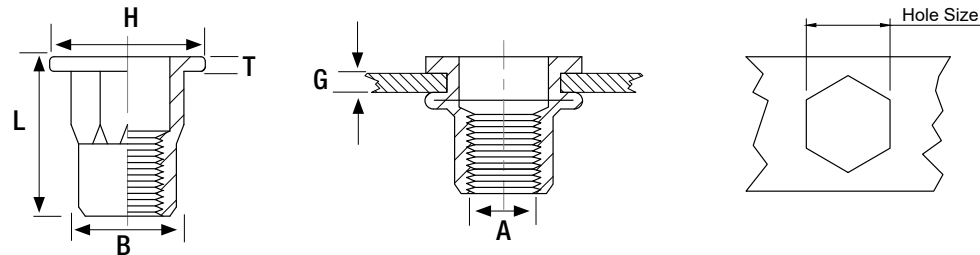
Thread Size mm (A)	Article Number	Grip Range Min mm (G)	Grip Range Max mm (G)	Hole Size mm	Body Diameter mm (B)	Flange Diameter mm (H)	Flange Thickness mm (T)	Body Overall Length mm (L)	Max Tightening Torque Nm	Tensile Strength N	Box Quantity	Price £ Per 1000
M3	RNSS4RH0325	1.5	1.5	5.0	4.9	5.5	0.4	9.0	1.0	3900	2000	£341.75
M4	RNSS4RH0420	0.5	2.0	6.0	5.9	7.0	0.5	10.5	3.0	6800	1500	£342.18
M5	RNSS4RH0530	0.5	2.0	7.0	6.9	8.0	0.6	11.5	6.0	10000	1000	£357.41
M6	RNSS4RH0630	0.5	2.5	9.0	8.9	10.0	0.6	14.0	10.0	15000	500	£412.66
M8	RNSS4RH0835	0.5	3.0	11.0	10.9	12.3	0.6	16.5	24.0	27000	300	£631.81
M10	RNSS4RH1035	1.0	3.5	13.0	12.9	14.5	0.9	17.7	32.0	28500	150	£1,191.64

Grip range and test data are guide figures only



FLAT HEAD PART HEXAGON BODY BLIND RIVET NUT

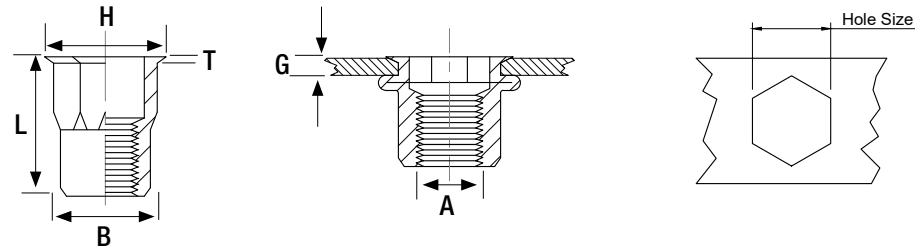
● A4 Stainless Steel (AISI316)



Thread Size mm (A)	Article Number	Grip Range Min mm (G)	Grip Range Max mm (G)	Hole Size mm	Body Diameter mm (B)	Flange Diameter mm (H)	Flange Thickness mm (T)	Body Overall Length mm (L)	Max Tightening Torque Nm	Tensile Strength N	Box Quantity	Price £ Per 1000
M4	RNSS4FHPPH0425	0.5	2.0	6.0	5.9	9.0	0.8	12.0	4.0	6800	1500	£363.51
M5	RNSS4FHPPH0535	0.5	2.5	7.0	6.9	10.0	1.0	12.0	6.5	10000	1000	£382.39
M6	RNSS4FHPPH0635	0.5	3.0	9.0	8.9	12.7	1.5	15.5	12.0	15000	500	£423.23
M8	RNSS4FHPPH0835	1.0	3.5	11.0	10.9	15.0	1.5	18.0	31.0	27000	300	£641.24
M10	RNSS4FHPPH1040	1.0	4.0	13.0	12.9	17.0	1.8	21.0	42.0	28500	150	£1,169.46

REDUCED HEAD PART HEXAGON BODY BLIND RIVET NUT

● A4 Stainless Steel (AISI316)



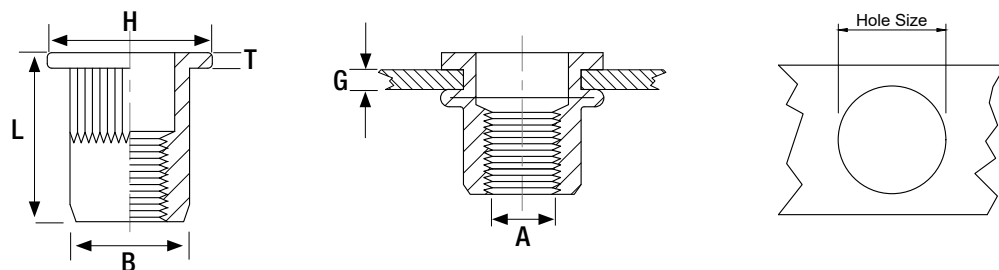
Thread Size mm (A)	Article Number	Grip Range Min mm (G)	Grip Range Max mm (G)	Hole Size mm	Body Diameter mm (B)	Flange Diameter mm (H)	Flange Thickness mm (T)	Body Overall Length mm (L)	Max Tightening Torque Nm	Tensile Strength N	Box Quantity	Price £ Per 1000
M4	RNSS4RHPH0425	0.5	2.0	6.0	5.9	7.0	0.5	12.0	4.0	6800	1500	£363.51
M5	RNSS4RHPH0525	0.5	2.5	7.0	6.9	8.0	0.6	13.0	6.5	10000	1000	£382.39
M6	RNSS4RHPH0630	1.0	3.0	9.0	8.9	10.0	0.6	16.0	12.0	15000	500	£423.23
M8	RNSS4RHPH0835	1.0	3.5	11.0	10.9	12.5	0.6	17.5	31.0	27000	300	£641.24
M10	RNSS4RHPH1035	1.0	4.0	13.0	12.9	14.3	0.9	21.0	42.0	28500	150	£1,169.46

Grip range and test data are guide figures only



FLAT HEAD ROUND KNURLED BODY BLIND RIVET NUT

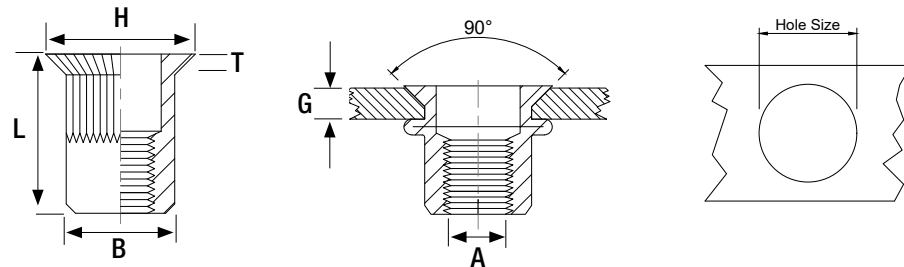
● Aluminium (AlMg 2.5)



Thread Size mm (A)	Article Number	Grip Range Min mm (G)	Grip Range Max mm (G)	Hole Size mm	Body Diameter mm (B)	Flange Diameter mm (H)	Flange Thickness mm (T)	Body Overall Length mm (L)	Max Tightening Torque Nm	Tensile Strength N	Box Quantity	Price £ Per 1000
M3	RNAFH0320	0.5	1.5	5.0	4.9	8.0	0.8	9.0	0.7	2500	2000	£66.78
M4	RNAFH0420	0.5	2.0	6.0	5.9	9.0		10.5	2.0	3600	1500	£67.17
	RNAFH0435	2.0	3.5				12.0	1000			£73.31	
M5	RNAFH0525	0.5	2.5	7.0	6.9	10.0	1.0	13.0	4.0	5500	1000	£78.80
	RNAFH0550	2.5	5.0					16.5			500	£84.68
	RNAFH0580	5.5	8.0					20.0			500	£101.87
M6	RNAFH0630	0.5	2.5	9.0	8.9	12.3	1.5	15.0	6.0	8300	500	£86.38
	RNAFH0655	2.5	4.5					19.5			400	£93.63
	RNAFH0680	4.5	6.5					21.0			300	£110.76
M8	RNAFH0830	1.0	3.0	11.0	10.9	14.5	1.5	16.5	15.0	13000	300	£130.22
	RNAFH0855	3.0	5.5					21.0			250	£139.57
	RNAFH0880	5.5	8.0					23.5			200	£158.78
M10	RNAFH1040	0.5	4.0	13.0	12.9	16.5	1.6	19.0	27.0	20000	150	£222.47
	RNAFH1065	4.0	6.5					24.0			100	£244.94
M12	RNAFH1240	1.0	4.0	16.0	15.9	22.0	2.0	22.0	45.0	28000	100	£816.77
	RNAFH1270	4.0	6.0					28.0			TBC	POA

COUNTERSUNK HEAD ROUND KNURLED BODY BLIND RIVET NUT

● Aluminium (AlMg 2.5)

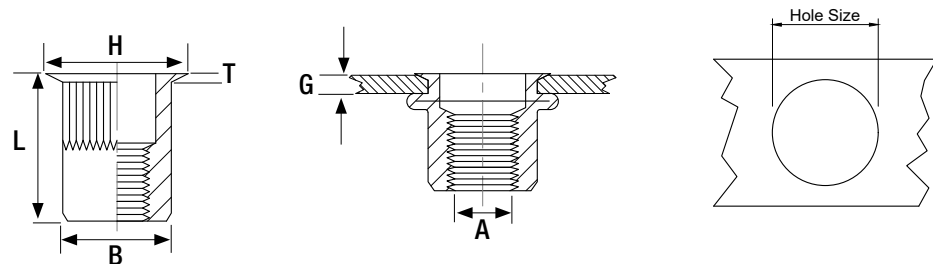


Thread Size mm (A)	Article Number	Grip Range Min mm (G)	Grip Range Max mm (G)	Hole Size mm	Body Diameter mm (B)	Flange Diameter mm (H)	Flange Thickness mm (T)	Body Overall Length mm (L)	Max Tightening Torque Nm	Tensile Strength N	Box Quantity	Price £ Per 1000
M3	RNACH0325	1.5	2.5	5.0	4.9	7.5	1.5	8.5	0.7	2500	2000	£66.78
M4	RNACH0430	1.5	3.0	6.0	5.9	8.5		12.0	2.0	3600	1500	£63.37
	RNACH0450	3.0	5.0					13.0			1000	£73.31
M5	RNACH0535	1.5	3.5	7.0	6.9	10.0		13.0	4.0	5500	1000	£74.34
	RNACH0550	3.0	5.0					15.0			1000	£79.89
M6	RNACH0640	1.5	4.0	9.0	8.9	12.0		15.5	6.0	8300	500	£81.49
	RNACH0660	4.0	6.0					17.0			400	£88.33
M8	RNACH0845	1.5	4.5	11.0	10.9	14.0		18.5	15.0	13000	300	£122.85
	RNACH0860	4.0	6.0					19.0			250	£131.67
M10	RNACH1050	1.5	5.0	13.0	12.9	16.0		21.0	27.0	20000	150	£232.83
	RNACH1065	3.5	6.5				24.0	100			£260.57	
M12	RNACH1250	2.0	5.0	16.0	15.9	19.0	22.0	45.0	28000	100	£770.54	
	RNACH1270	5.0	7.0				27.0			TBC	POA	

Grip range and test data are guide figures only

REDUCED HEAD ROUND KNURLED BODY BLIND RIVET NUT

● Aluminium (AlMg 2.5)



Thread Size mm (A)	Article Number	Grip Range Min mm (G)	Grip Range Max mm (G)	Hole Size mm	Body Diameter mm (B)	Flange Diameter mm (H)	Flange Thickness mm (T)	Body Overall Length mm (L)	Max Tightening Torque Nm	Tensile Strength N	Box Quantity	Price £ Per 1000
M3	RNARH0320	0.5	1.5	5.0	4.9	6.0	0.5	9.0	0.7	2500	2000	£66.78
M4	RNARH0420	0.5	2.0	6.0	5.9	7.0	0.5	10.5	2.0	3600	1500	£67.17
M5	RNARH0520	0.5	2.0	7.0	6.9	8.0	0.5	11.5	4.0	5500	1000	£78.80
M6	RNARH0625	0.5	2.5	9.0	8.9	10.0	0.6	14.0	6.0	8300	500	£86.38
M8	RNARH0825	0.5	2.5	11.0	10.9	12.0	0.7	15.5	15.0	13000	300	£130.22
M10	RNARH1030	1.0	3.0	12.0	11.9	14.0	0.7	17.7	27.0	20000	150	£212.36



HAND TOOLING

BLIND RIVET HAND TOOLS

	Article Number	Description	Box Quantity	Price £ Per One	Box Contents
TOOL	JRPSC350B	SC350B JRP RIVET PLIERS (2.4-5.0)	1	£16.24	1
REPLACEMENT PARTS	TSZ20041H00	2 PIECE JAW SET	1	POA	1
	TSL21417H00	2.4MM NOSEPIECE (A)	1	POA	1
	TSL20401H01	3.0/3.2MM NOSEPIECE (B)	1	POA	1
	TSL20402H01	4.0MM NOSEPIECE (C)	1	POA	1
	TSL20403H01	4.8/5.0MM NOSEPIECE (D)	1	POA	1
TOOL	JRPRD50	RD50 JRP RIVET LEVER TOOL (3.0-5.0)	1	£58.06	1
REPLACEMENT PARTS	TSA0004701	2 PIECE JAW SET	1	POA	1
	TSA0040702	3.0/3.2MM NOSEPIECE (B)	1	POA	1
	TSA0040802	4.0MM NOSEPIECE (C)	1	POA	1
	TSA0040902	4.8/5.0MM NOSEPIECE (D)	1	POA	1
TOOL	JRPRD64	RD64 JRP HD RIVET LEVER TOOL (3.0-6.4)	1	£78.77	1
REPLACEMENT PARTS	TSA003502	3 PIECE JAW SET	1	POA	1
	TSA001803	3.0/3.2MM NOSEPIECE (B)	1	POA	1
	TSA001903	4.0MM NOSEPIECE (C)	1	POA	1
	TSA002003	4.8/5.0MM NOSEPIECE (D)	1	POA	1
	TSA002103	6.0MM NOSEPIECE (E)	1	POA	1
	TSA002203	6.4MM NOSEPIECE (F)	1	POA	1

FEATURES

- Slim design for easy access.
- For use inside and outside.
- Ergonomic handles for reduced effort and comfort.
- Strong, durable and powerful.
- Made from aluminium, steel and stainless steel.
- Includes instruction manual.

JRPSC350B



STROKE - 9mm
WEIGHT - 0.57kg
CAPACITY - 2.4-5.0mm

Additional nose pieces stored in the side of the tool.

JRPRD50



STROKE - 5mm
WEIGHT - 0.85kg
CAPACITY - 3.0-5.0mm

Additional nose pieces stored inside the tool.

Mandrel collector for cleanliness and safety.

JRPRD64



STROKE - 12mm
WEIGHT - 1.04kg
CAPACITY - 3.0-6.4mm

Additional nose pieces stored inside the tool.

Mandrel collector for cleanliness and safety.



BLIND RIVET NUT HAND TOOLS

	Article Number	Description	Box Quantity	Price £ Per One	JRPSM360G Box Contents
TOOL	JRPSM360G	SM360G JRP RIV-NUT PLIERS (M3-M6)	1	£45.42	1
REPLACEMENT PARTS	TSA0005200	M3 MANDREL	1	POA	1
	TSA0005300	M4 MANDREL	1	POA	1
	TSA0005400	M5 MANDREL	1	POA	1
	TSA0005500	M6 MANDREL	1	POA	1
	TSP0043400	M3 HEAD	1	POA	1
	TSP0043600	M4 HEAD	1	POA	1
	TSP0043700	M5 HEAD	1	POA	1
	TSP0043800	M6 HEAD	1	POA	1
TSP0043500	ADJUSTMENT NUT	1	POA	1	



JRPSM360G

STROKE - 0-9mm
WEIGHT - 0.72kg
CAPACITY - M3-M6



	Article Number	Description	Box Quantity	Price £ Per One	JRPND80 Box Contents
TOOL	JRPND80	ND80 JRP RIV-NUT LEVER TOOL (M3-M8)	1	£69.09	1
REPLACEMENT PARTS	TSL41728H00	M3 MANDREL	1	POA	1
	TSL41727H00	M4 MANDREL	1	POA	1
	TSL41726H00	M5 MANDREL	1	POA	1
	TSL41725H00	M6 MANDREL	1	POA	1
	TSL41735H00	M8 MANDREL*	1	POA	1
	TSZ21354H00	M3 HEAD	1	POA	1
	TSZ21355H00	M4 HEAD	1	POA	1
	TSZ21356H00	M5 HEAD	1	POA	1
	TSZ21357H00	M6 HEAD	1	POA	1
	TSZ21358H00	M8 HEAD*	1	POA	1
TSL41736H00	ADJUSTMENT NUT	1	POA	1	



JRPND80

STROKE - 0-5mm
WEIGHT - 1.02kg
CAPACITY - M3-M8
**M8 Aluminium rivet nuts only.*



BLIND RIVET NUT HAND TOOLS

RIVETS

NUTS

TOOLS



	Article Number	Description	Box Quantity	Price £ Per One	JRPND120 Box Contents
TOOL	JRPND120	ND120 JRP HD RIV-NUT LEVER TOOL M5-M12	1	£88.80	1
REPLACEMENT PARTS	TSL23037H00	M5 MANDREL	1	POA	1
	TSL23036H00	M6 MANDREL	1	POA	1
	TSL23035H00	M8 MANDREL	1	POA	1
	TSL23034H00	M10 MANDREL	1	POA	1
	TSL23033H00	M12 MANDREL	1	POA	1
	TSZ21309H00	M5 HEAD	1	POA	1
	TSZ21308H00	M6 HEAD	1	POA	1
	TSZ21307H00	M8 HEAD	1	POA	1
	TSZ21306H00	M10 HEAD	1	POA	1
	TSZ21305H00	M12 HEAD	1	POA	1
	TSL23049H00	ADJUSTMENT NUT	1	POA	1



JRPND120



STROKE - 0-6mm
WEIGHT - 1.58kg
CAPACITY - M5-M12

	Article Number	Description	Box Quantity	Price £ Per One	JRPNH120 Box Contents
TOOL	JRPNH120	NH120 JRP RIV-NUT RATCHET TOOL M6-M12	1	£212.28	1
REPLACEMENT PARTS	TSL23037H00	M5 MANDREL	1	POA	
	TSL23036H00	M6 MANDREL	1	POA	1
	TSL23035H00	M8 MANDREL	1	POA	1
	TSL23034H00	M10 MANDREL	1	POA	1
	TSL23033H00	M12 MANDREL	1	POA	1
	TSZ21011H00	M5 HEAD (PURPLE)	1	POA	
	TSZ21010H00	M6 HEAD (BLUE)	1	POA	1
	TSZ21009H00	M8 HEAD (RED)	1	POA	1
	TSZ21008H00	M10 HEAD (WHITE)	1	POA	1
	TSZ21007H00	M12 HEAD (BLACK)	1	POA	1
	TSL23051H00	ADJUSTMENT NUT	1	POA	1



JRPNH120



STROKE - 8mm
WEIGHT - 1kg
CAPACITY - M3-M12

*M3 and M4 mandrels and heads are factory order parts only.
M5 mandrel and head are spare order parts only.*

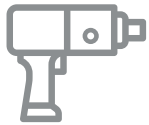


BATTERY TOOLING



BATTERY TOOLS

To complement the JRP hand tools, we have added a range of battery tools capable of installing the JRP blind fastening products. The new tools are some of the most compact power-to-weight ratio tools to be introduced to the marketplace.



BRUSHLESS TECHNOLOGY

JRP battery tools feature Brushless Technology (BLDC) motors. The main advantages of a brushless motor over brushed motors include increased reliability, high power-to-weight ratio, nearly instantaneous control of high speed and torque, high efficiency, and low maintenance. The traction force and stroke setting of the tools can be easily adjusted via the integrated control panel at the touch of a button.



LI-ION BATTERIES

The tools are powered by 18V 2.0Ah Li-ion batteries designed to give higher performance and increased runtimes of almost 120 minutes, depending on the tool model and fasteners being set. All batteries have Electronic Cell Protection (ECP) which protects overload, overheating and deep discharge. The batteries take less than 30 minutes to fully re-charge. Additionally, there is an LED charge status indicator on the back of each battery. A simple push of a button indicates the current charge status and a quick reference for when to be re-charged.



ECP TECHNOLOGY

The ECP system automatically shuts the tool down if it detects the battery is becoming overloaded or overheated and, as a result, ensures that the battery cannot reach a critical level of discharge. This is designed to keep the batteries performing at their maximum for longer and offer a lifespan of nearly 1000 charges.



INTEGRATED LED LIGHT

Integrated LED light indicates that the power is on and the tool is ready for use. It also provides perfect illumination in the darkest working area.



COMPLETE PACKAGE

All tools are lightweight and safely free stand when not in use. They are all supplied in a damage-resistant plastic case and include a comprehensive instruction manual.

All tools are CE/UKCA approved and carry as standard a 12-month warranty.



FEATURES



2 X 18V 2.0AH
LI-ION BATTERIES



PORTABLE USE
INSIDE AND
OUTSIDE



EASILY ADJUSTABLE
CONTROL SETTINGS



ERGONOMIC DESIGN
FOR COMFORT AND
EASE OF USE



HIGH POWER-TO-
WEIGHT-RATIO


BRUSHLESS TECHNOLOGY



BLIND RIVET BATTERY TOOLS

JRPRB65

Watch our Battery Tools video here



	Article Number	Description	Box Quantity	Price £ Per One	JRPRB65 Case Contents	
REPLACEMENT PARTS	TOOL	JRPRB65	RB65 BATTERY RIVET TOOL (2.4-5.0)	1	£480.55	1
		TSBZ40102H00	3 PIECE JAW SET (5.0)	1	POA	1
		TSBL40106H00	2.4MM NOSEPIECE (A)	1	POA	1
		TSBL40105H00	3.03/3.2MM NOSEPIECE (B)	1	POA	1
		TSBL40104H00	4MM NOSEPIECE (C)	1	POA	1
		TSBL40103H00	4.8/5.0MM NOSEPIECE (D)	1	POA	1
		TSBL42101H00	FRONT SLEEVE ASSEMBLY	1	POA	
		TSBL42103H00	PUSH PIN	1	POA	
		TSBL42104H00	PUSH PIN SPRING	1	POA	
		TSBL42105H00	MANDREL RELEASE TUBE	1	POA	
		TSBZ41704H00	MANDREL RELEASE TUBE ASSY	1	POA	
		TSBZ41721H00	GEAR BOX	1	POA	
		TSBZ41774H00	PCB	1	POA	
		TSBZ41772H00	BRUSHLESS MOTOR	1	POA	
		TSBL23003H00	RUBBER RING	1	POA	
		TSBL42102H00	CLAMPING SLEEVE	1	POA	
		TSBZ41720H00	SPRING SLEEVE	1	POA	
		TSBL42118H00	MANDREL COLLECTOR	1	POA	
		TSBL42132H00	CONTROL PANEL	1	POA	
		TSBL43006H00	PROTECTOR	1	POA	
		TSBL23002H00	SCREW COVER	1	POA	
		TSBF60577H00	SELF DRILL SCREW	1	POA	
		TSBZ41709H00	BODY (BLUE)	1	POA	
		TSBZ41718H00	BATTERY 18V-2.0A-36W	1	POA	2
		TSBZ41734H00	CHARGER UK ECP-BR-5A	1	POA	1
		TSBL42162H00	SPRING FOR TRIGGER	1	POA	
		TSBL42133H00	TRIGGER	1	POA	
	TSBL42157H00	SPANNER	1	POA	1	




Technical Data	
Capacity	2.4-5.0mm
Material Capabilities	Blind Rivet in All Materials.
Motor Type	18V Brushless Technology
Vibration Magnitude	1.5m/s ²
Noise Level	< 90dB
Riveting Style	Conventional Pull
Traction Force	12000N
Stroke Length	21.0mm Max
Weight (Net incl. battery)	1.44kg



BLIND RIVET BATTERY TOOLS

JRPRB66

Watch our Battery Tools video here



Technical Data	
Capacity	3.2-6.4mm
Material Capabilities	Blind Rivet Including Structural in All Materials.
Motor Type	18V Brushless Technology
Vibration Magnitude	1.5m/s ²
Noise Level	< 90dB
Riveting Style	Conventional Pull
Traction Force	18000N
Stroke Length	26.0mm Max
Weight (Net incl. battery)	1.60kg

	Article Number	Description	Box Quantity	Price £ Per One	JRPRB66 Case Contents
TOOL	JRPRB66	RB66 BATTERY RIVET TOOL (3.2-6.4)	1	£795.00	1
REPLACEMENT PARTS	TSBZ40102H00	3 PIECE JAW SET (5.0)	1	POA	1
	TSBZ20320H00	3 PIECE JAW SET (6.4)	1	POA	1
	TSBL40105H00	3.2MM NOSEPIECE (B)	1	POA	1
	TSBL40104H00	4.0MM NOSEPIECE (C)	1	POA	1
	TSBL40103H00	4.8/5.0MM NOSEPIECE (D)	1	POA	1
	TSBL21606H00	6.0MM NOSEPIECE (E)	1	POA	1
	TSBL21605H00	6.4MM NOSEPIECE (F)	1	POA	1
	TSBL21638H00 *	4.8/5.0 NOSEPIECE (G) M/BOLT	1	POA	
	TSBL21603H00 *	4.8/5.0MM NOSEPIECE (H) STRUCTURAL	1	POA	
	TSBL21637H00 *	6.4MM NOSEPIECE (J) M/BOLT	1	POA	
	TSBL21601H00 *	6.4MM NOSEPIECE (K) STRUCTURAL	1	POA	
	TSBL41901H00	FRONT SLEEVE ASSEMBLY	1	POA	
	TSBL43000H00	PUSH PIN	1	POA	
	TSBL42104H00	PUSH PIN SPRING	1	POA	
	TSBL43007H00	MANDREL RELEASE TUBE	1	POA	
	TSBZ41905H00	MANDREL RELEASE TUBE ASSY	1	POA	
	TSBZ41904H00	GEAR BOX	1	POA	
	TSBZ41924H00	PCB	1	POA	
	TSBZ41922H00	BRUSHLESS MOTOR	1	POA	
	TSBL23003H00	RUBBER RING	1	POA	
	TSBL42102H00	CLAMPING SLEEVE	1	POA	
	TSBZ41720H00	SPRING SLEEVE	1	POA	
	TSBL42118H00	MANDREL COLLECTOR	1	POA	
	TSBL42132H00	CONTROL PANEL	1	POA	
	TSBL43006H00	PROTECTOR	1	POA	
	TSBL23002H00	SCREW COVER	1	POA	
	TSBF60577H00	SELF DRILL SCREW	1	POA	
TSBZ41709H00	BODY (BLUE)	1	POA		
TSBZ41718H00	BATTERY 18V-2.0A-36W	1	POA	2	
TSBZ41734H00	CHARGER UK ECP-BR-5A	1	POA	1	
TSBL42162H00	SPRING FOR TRIGGER	1	POA		
TSBL42133H00	TRIGGER	1	POA		
TSBL42157H00	SPANNER	1	POA	1	


* Spare order parts only



BLIND RIVET NUT BATTERY TOOLS

JRPNB80A

Watch our Battery Nut Tools video here



	Article Number	Description	Box Quantity	Price £ Per One	JRPNB80A Case Contents
	JRPNB80A	NB80A BATTERY RIVET TOOL (M3-M8)	1	£885.00	1
REPLACEMENT PARTS	TSBL43246H00	M3 MANDREL	1	POA	1
	TSBL43245H00	M4 MANDREL	1	POA	1
	TSBL43244H00	M5 MANDREL	1	POA	1
	TSBL43243H00	M6 MANDREL	1	POA	1
	TSBL43242H00	M8 MANDREL	1	POA	1
	TSBL43252H00	M3 HEAD	1	POA	1
	TSBL43251H00	M4 HEAD	1	POA	1
	TSBL43250H00	M5 HEAD	1	POA	1
	TSBL43249H00	M6 HEAD	1	POA	1
	TSBL43248H00	M8 HEAD	1	POA	1
	TSBZ41819H00	GEAR BOX	1	POA	
	TSBZ41876H00	PCB	1	POA	
	TSBZ41922H00	BRUSHLESS MOTOR	1	POA	
	TSBZ42050H00	NOSEPIECE PEDESTAL	1	POA	
	TSBZ42078H00	COVER TUBE	1	POA	
	TSBZ41806H00	GEARS ASSEMBLY	1	POA	
	TSBL42296H00	REAR COVER	1	POA	
	TSBL42239H00	CONTROL PANEL	1	POA	
	TSBF60273H00	HEX KEY	1	POA	1
	TSBL43232H00	ADJUSTMENT NUT	1	POA	1
	TSBL23002H00	SCREW COVER	1	POA	
	TSBF60577H00	SELF DRILL SCREW	1	POA	
	TSBZ41709H00	BODY (BLUE)	1	POA	
	TSBZ41718H00	BATTERY 18V-2.0A-36W	1	POA	2
	TSBZ41734H00	CHARGER UK ECP-BR-5A	1	POA	1
	TSBL42162H00	SPRING FOR TRIGGER	1	POA	
TSBL42133H00	TRIGGER	1	POA		
TSBL42157H00	SPANNER	1	POA	1	




Technical Data	
Capacity	M3-M8
Material Capabilities	All Round Body, Semi and Full Hexagonal Blind Rivet Nuts in all Materials.
Motor Type	18V Brushless Technology
Vibration Magnitude	1.5m/s ²
Noise Level	< 90dB
Riveting Style	Conventional Spin/Pull & Fully Automatic
Traction Force	18000N
Stroke Length (adjustable)	6.0mm Max
Weight (Net incl. battery)	1.50kg



BLIND RIVET NUT BATTERY TOOLS

Watch our Battery Nut Tools video here



JRPNB127A



Technical Data	
Capacity	M3-M12
Material Capabilities	All Round Body, Semi and Full Hexagonal Blind Rivet Nuts in All Materials.
Motor Type	18V Brushless Technology
Vibration Magnitude	1.5m/s ²
Noise Level	< 90dB
Riveting Style	Conventional Spin/Pull & Fully Automatic
Traction Force	27000N
Stroke Length (adjustable)	9.0mm Max
Weight (Net incl. battery)	1.64kg

	Article Number	Description	Box Quantity	Price £ Per One	JRPNB127A Case Contents
TOOL	JRPNB127A	NB127A BATTERY RIVET NUT TOOL (M3-M12)	1	£1325.00	1
REPLACEMENT PARTS	TSBL43246H00	M3 MANDREL	1	POA	1
	TSBL43245H00	M4 MANDREL	1	POA	1
	TSBL43244H00	M5 MANDREL	1	POA	1
	TSBL43243H00	M6 MANDREL	1	POA	1
	TSBL43242H00	M8 MANDREL	1	POA	1
	TSBL43241H00	M10 MANDREL	1	POA	1
	TSBL43230H00	M12 MANDREL	1	POA	1
	TSBL43252H00	M3 HEAD	1	POA	1
	TSBL43251H00	M4 HEAD	1	POA	1
	TSBL43250H00	M5 HEAD	1	POA	1
	TSBL43249H00	M6 HEAD	1	POA	1
	TSBL43248H00	M8 HEAD	1	POA	1
	TSBL43247H00	M10 HEAD	1	POA	1
	TSBL43231H00	M12 HEAD	1	POA	1
	TSBZ42051H00	GEAR BOX	1	POA	
	TSBZ42076H00	PCB	1	POA	
	TSBZ42074H00	BRUSHLESS MOTOR	1	POA	
	TSBZ42050H00	NOSEPIECE PEDESTAL	1	POA	
	TSBZ42078H00	COVER TUBE	1	POA	
	TSBZ41806H00	GEARS ASSEMBLY	1	POA	
	TSBL42296H00	REAR COVER	1	POA	
	TSBL42239H00	CONTROL PANEL	1	POA	
	TSBF60273H00	HEX KEY	1	POA	1
	TSBL43232H00	ADJUSTMENT NUT	1	POA	1
	TSBL23002H00	SCREW COVER	1	POA	
	TSBF60577H00	SELF DRILL SCREW	1	POA	
TSBZ41709H00	BODY (BLUE)	1	POA		
TSBZ41718H00	BATTERY 18V-2.0A-36W	1	POA	2	
TSBZ41734H00	CHARGER UK ECP-BR-5A	1	POA	1	
TSBL42162H00	SPRING FOR TRIGGER	1	POA		
TSBL42133H00	TRIGGER	1	POA		
TSBL42157H00	SPANNER	1	POA	1	

BLIND RIVET TOOL CAPACITY GUIDE

HAND TOOLS

Tool Model : JRPS350B					
Tool comes complete with 2.4, 3.0/3.2, 4.0 & 4.8mm Nosepieces					
Diameter Size	Rivet Material				
	Alum	Steel	A2 St/St	A4 St/St	Copper
2.4		X	X	N/A	N/A
3.0					
3.2					
4.0					
4.8					
5.0	X	X	X	X	N/A
6.0	X	X	X	X	N/A
6.4	X	X	X	X	N/A

Tool Model : JRPRD50					
Tool comes complete with 3.0/3.2, 4.0 & 4.8/5.0mm Nosepieces					
Diameter Size	Rivet Material				
	Alum	Steel	A2 St/St	A4 St/St	Copper
2.4	X	X	X	N/A	N/A
3.0					
3.2					
4.0					
4.8					
5.0					N/A
6.0	X	X	X	X	N/A
6.4	X	X	X	X	N/A

Tool Model : JRPRD64					
Tool comes complete with 3.0/3.2, 4.0, 4.8/5.0, 6.0 & 6.4mm Nosepieces					
Diameter Size	Rivet Material				
	Alum	Steel	A2 St/St	A4 St/St	Copper
2.4	X	X	X	N/A	N/A
3.0					
3.2					
4.0					
4.8					
5.0					N/A
6.0					N/A
6.4					N/A

BATTERY TOOLS

Tool Model : JRPRB65					
Tool comes complete with 2.4, 3.0/3.2, 4.0 & 4.8/5.0mm Nosepieces					
Diameter Size	Rivet Material				
	Alum	Steel	A2 St/St	A4 St/St	Copper
2.4		X	X	N/A	N/A
3.0					
3.2					
4.0					
4.8					
5.0					N/A
6.0	X	X	X	X	N/A
6.4	X	X	X	X	N/A

Tool Model : JRPRB66					
Tool comes complete with 3.0/3.2, 4.0 & 4.8/5.0, 6.0 & 6.4mm Nosepieces					
Diameter Size	Rivet Material				
	Alum	Steel	A2 St/St	A4 St/St	Copper
2.4		X	X	N/A	N/A
3.0					
3.2					
4.0					
4.8					
5.0					N/A
6.0					N/A
6.4					N/A

BLIND RIVET NUT TOOL CAPACITY GUIDE

HAND TOOLS

Tool Model : JRPSM360G				
Tool comes complete with M3, M4, M5 & M6 Mandrels & Heads				
Thread Size	Rivet Nut Material			
	Alum	Steel	A2 St/St	A4 St/St
M3				
M4				
M5				
M6				
M8	X	X	X	X
M10	X	X	X	X
M12	X	X	X	X

Tool Model : JRPND80				
Tool comes complete with M3, M4, M5, M6 & M8 Mandrels & Heads				
Thread Size	Rivet Nut Material			
	Alum	Steel	A2 St/St	A4 St/St
M3				
M4				
M5				
M6				
M8		X	X	X
M10	X	X	X	X
M12	X	X	X	X

Tool Model : JRPND120				
Tool comes complete with M5, M6, M8, M10 & M12 Mandrels & Heads				
Thread Size	Rivet Nut Material			
	Alum	Steel	A2 St/St	A4 St/St
M3	X	X	X	X
M4	X	X	X	X
M5				
M6				
M8				
M10				
M12				

Tool Model : JRPNH120				
Tool comes complete with M6, M8, M10 & M12 Mandrels & Heads				
Thread Size	Rivet Nut Material			
	Alum	Steel	A2 St/St	A4 St/St
M3				
M4				
M5				
M6				
M8				
M10				
M12				

*M3 & M4 Mandrels & Heads are factory order parts only.
M5 Mandrel & Head are spare order parts only.*

BATTERY TOOLS

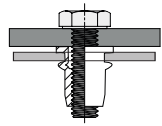
Tool Model : JRPNB80A				
Tool comes complete with M3, M4, M5, M6 & M8 Mandrels & Heads				
Thread Size	Rivet Nut Material			
	Alum	Steel	A2 St/St	A4 St/St
M3				
M4				
M5				
M6				
M8				
M10	X	X	X	X
M12	X	X	X	X

Tool Model : JRPNB127A				
Tool comes complete with M3, M4, M5, M6, M8, M10 & M12 Mandrels & Heads				
Thread Size	Rivet Nut Material			
	Alum	Steel	A2 St/St	A4 St/St
M3				
M4				
M5				
M6				
M8				
M10				
M12				

APPENDIX 1: TECHNICAL DATA - NUTS

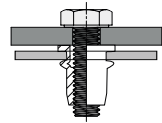
(Standard By: GB/T17880.6-1999)

Table 1: Axial Proof Load for Thread (Unit:N)



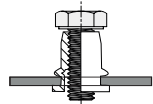
Blind Rivet Nut	Mechanical Characteristics		Thread Size						
			M3	M4	M5	M6	M8	M10	M12
Round and Hex, Flat and (Reduced) countersunk head	Proof Load	Steel/Stainless Steel	3900	6800	11500	16500	25000	32000	34000
		Aluminium	1900	4000	6500	7800	12300	17500	-

Table 2: Broken Torque (Unit:N.m)



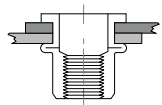
Thread Size	M3	M4	M5	M6	M8	M10	M12
Steel/Inox Flat head, round and hex	2	5	8.5	15	26	50	80
Steel/Inox Countersunk head, round and hex	1	4	8	15	26	45	70
Steel/Inox Reduced head, round and hex	1	3	6	11	20	32	50
Aluminium Flat and reduced (counter) head, round body	0.7	2.5	5	8	20	25	-

Table 3: Turning Torque for Clamping Force (Unit:N.m)



Thread Size	M3	M4	M5	M6	M8	M10	M12
Steel/Inox Flat head, round body	0.5	1	2	4.5	5.5	11	30
Steel/Inox (Reduced) counter head round	0.4	0.8	1.5	3.5	4.5	8.5	24
Aluminium Flat head, round body	0.25	0.9	1.5	3.5	5	6.5	21
Aluminium (Reduced) counter, round body	0.2	0.7	1.2	2.5	4	5	16

Table 4: Shearing Strength (Unit:N)



Blind Rivet Nut	Mechanical Characteristics		Thread Size						
			M3	M4	M5	M6	M8	M10	M12
Round and Hex, Flat and (Reduced) countersunk head	Shearing	Steel/Stainless Steel	900	1500	2000	3000	4400	5000	6500
		Aluminium	600	1000	1200	2000	2400	3800	-

1. Steel for C1008 2. Stainless Steel for ANSI304 3. Aluminium for AlMg2.5
Data for reference purposes only. For exact values independent physical tests should be carried out.

TERMS AND CONDITIONS OF SALE

1. APPLICATION

Unless otherwise agreed in writing between the company and its customer, the following terms and conditions of sales shall apply to all sales of goods by the company to its customer.

2. PRICE VARIATION

Price applicable to the sales of goods by the company to the customer shall be the price ruling at the date of despatch. The company therefore reserves the right to amend prices quoted at the date of the placing of an order by the customer by notifying the customer in writing.

3. CARRIAGE

The Company reserves the right as part of this contract to impose such surcharge or carriage charge as shall be laid down by the company policy at any time. Such terms will be available for examination at the address of the company shown on the letterhead of its invoices and are deemed to be part of all contracts unless specifically agreed to the contrary in writing by the company. The company has sole choice of method of delivery and of carrier or carriers employed unless specifically agreed in writing to the contrary.

4. DESPATCH

Despatch dates are quoted without engagement although every endeavour will be made to adhere to the date or dates quoted. In no circumstances shall the company be liable for any loss arising from delay in despatch however caused. Time shall not be of the essence of the contract.

5. DAMAGE AND LOSS IN TRANSIT

5.1 The company accepts no liability for any damage to goods in transit unless notified to the company and the carrier concerned within twenty four hours after delivery.

5.2 In the case of non-delivery the company accepts no liability of any sort unless written notice of non-delivery is given to the company within seven days after the date of the advice of despatch of the goods.

5.3 Paragraphs one and two shall not apply to despatches to countries outside the United Kingdom of Great Britain, Northern Ireland and the Isle of Man. In respect of these countries the company accepts no liability for damage or loss in transit unless the company has contracted to supply the goods C.I.F. and the customer has adhered to the terms of the insurance policy.

5.4 The company's liability for damage in transit or non-delivery of goods duly notified to it in accordance with the above, shall in any event be limited solely to replacement of the goods within a reasonable time, whether non-delivery or damage is due to the company's negligence or otherwise.

6. CLAIMS

Subject to the provision of condition 5, all claims for goods alleged to be defective must be made in writing to the company within seven days after the date of delivery. When notification is so received the company may require return of the goods or for the goods to be made available for inspection by the company. Should the company be satisfied as to the defects then it retains the option to either replace the defective goods within a reasonable time or credit to the customer within the contract price. All defective goods so returned shall be the property of the company. Except as provided above, the company shall have no liability whatsoever arising out of any agreement to sell or sale of goods including claims for direct consequential or other loss, damage or expense, whether arising or alleged to arise under any warranty statement, conditional term expressed or implied, statutory or otherwise, or in negligence or alleged negligence on the part of the company or otherwise. In no circumstances shall the company be liable for loss or damage in excess of the contract sale price.

7. PASSING OF PROPERTY

Each of the following sub-clauses 7.1 to 7.6 are separate and severable and shall be enforceable accordingly:

7.1 Notwithstanding delivery, all goods supplied by us will remain our absolute property until you pay in full for them and for all other goods previously supplied by us;

7.2 You will store the goods in such a way that they are readily identifiable as our property, but you may, as trustees for us, sell them to a third party in the normal course of your business;

7.3 Upon any sale by you of the goods (either alone or with other items) all rights which you have against the buyer shall automatically vest in us;

7.4 We shall be entitled immediately after giving notice of our intention to repossess, to enter upon any premises with such transport as may be necessary and repossess any goods to which we have title under this Clause;

7.5 If you incorporate the goods we supply to you into other products with or without materials you already possess or which are supplied to you by third parties the property in such other product will pass to us and you shall store them without charge on our behalf as bailee;

7.6 You shall not be entitled to pledge or in any way charge by way of security any of the goods which remain our property but in the event you do so all moneys owing by you to us shall without prejudice to any other right or remedy available to us forthwith become due and payable.

8. PAYMENT

For the purpose of this Clause the due date shall mean the due date specified on the face of the invoice. Customers electing to pay by Direct Debit shall mean the 28th of the month following the month of the invoice. If you do not comply punctually with these terms of payment we reserve the right to charge you interest on any amount overdue at the rate of 1½% per month from the due date to the date of receipt of the monies outstanding, and without notice to suspend further deliveries until all arrears (including interest) have been paid and, at our option, to rescind any subsisting contract with you as to all or any parts of future deliveries but without prejudice to any rights already accrued to us under such contracts. Where a settlement discount is shown on the face of the invoice the customer may deduct this from his payment provided that payment in full less this discount is made by the due date.

9. ADDITIONAL DELIVERIES

Where the company has been obliged to make an additional delivery of the goods to the premises specified in the contract due to the failure of the customer to accept the delivery of the goods, the company reserves the right to make a charge for such additional delivery, unless the company failed to meet a specified time and date of delivery agreed in writing by the company and the customer. Any proposed delivery date specified on this invoice or on a sales order does not constitute such agreement in writing.

10. INTERPRETATION

Any agreement between the company and the purchaser shall be subject to and governed by the domestic law of England.

SALES OFFICES

Dartford

Tel 01322 277733
dartford.sales@owlett-jaton.com

Elland

Tel 01422 370121
elland.sales@owlett-jaton.com

Milton Keynes

Tel 01908 201600
milton.keynes@owlett-jaton.com

Stone

Tel 01785 819819
info@owlett-jaton.com

Swindon

Tel 01793 527829
swindon.sales@owlett-jaton.com



www.jrprivets.co.uk

HEAD OFFICE

Opal Way, Stone Business Park, Stone, Staffordshire, ST15 0SW
Tel: 01785 811300
www.owlett-jaton.com

